

Pfaff 3300





# Spare Parts Catalogue

## PFAFF 3300

**PFAFF INDUSTRIEMASCHINEN GMBH KAISERSLAUTERN**

## Foreword

This Spare Parts Catalogue is broken down as follows:

- I Front Parts  
PFAFF 3300-1
- II/1, II/2, II/3 Arm Parts  
PFAFF 3300-1
- III Cylinder Bed Parts  
PFAFF 3300-1
- IV Cylinder Bed and Machine Base Parts  
PFAFF 3300-1
- V Accessory Parts  
PFAFF 3300-1
- VI/1 Table of Spare Parts  
PFAFF 3300-1 through 3300-14/3
- VI/2 Table of Spare Parts  
PFAFF 3300-14/4 through 3300-24
- VI/3 Table of Spare Parts  
PFAFF 3300-29/1 through 3300-115/4
- VII/1; VII/2 Complementary Parts  
PFAFF 3300-36/2-955/1
- VIII Obsolete Parts

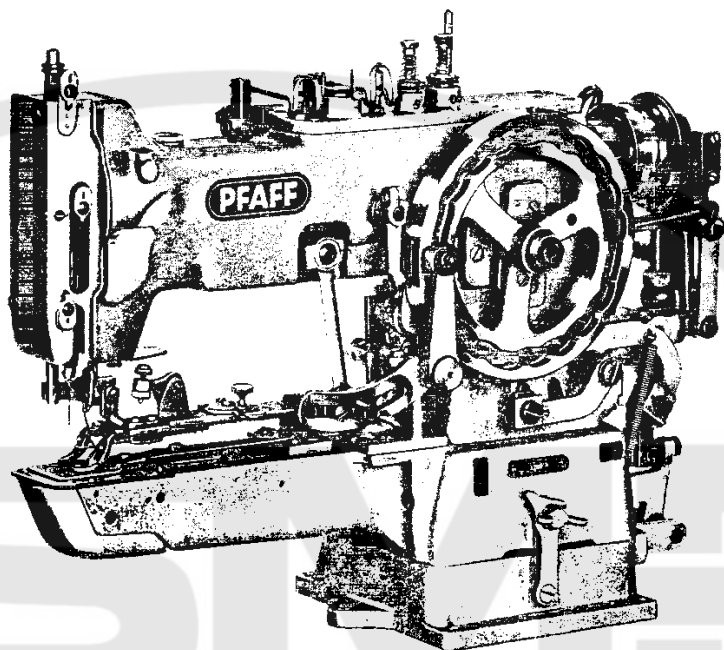
All component parts and assemblies are grouped together as they are arranged in the machine. All underlined part numbers signify assemblies which are made up of several component parts. An asterisk preceding the part number indicates that this part has been redesigned. If this part has to be replaced on an older machine, the obsolete part listed in Section VIII must be ordered.

It is absolutely necessary that the ten-digit part number be stated on all spare parts orders. The central portion of this number, as a rule, is identical with the old part number. In exceptional cases, the old part number is listed in parenthesis below the new ten-digit part number.

Part number changes will be disseminated on special forms.

Subject to alterations in design.

May 1966



#### Automatic Chainstitch Button Sewing Machines

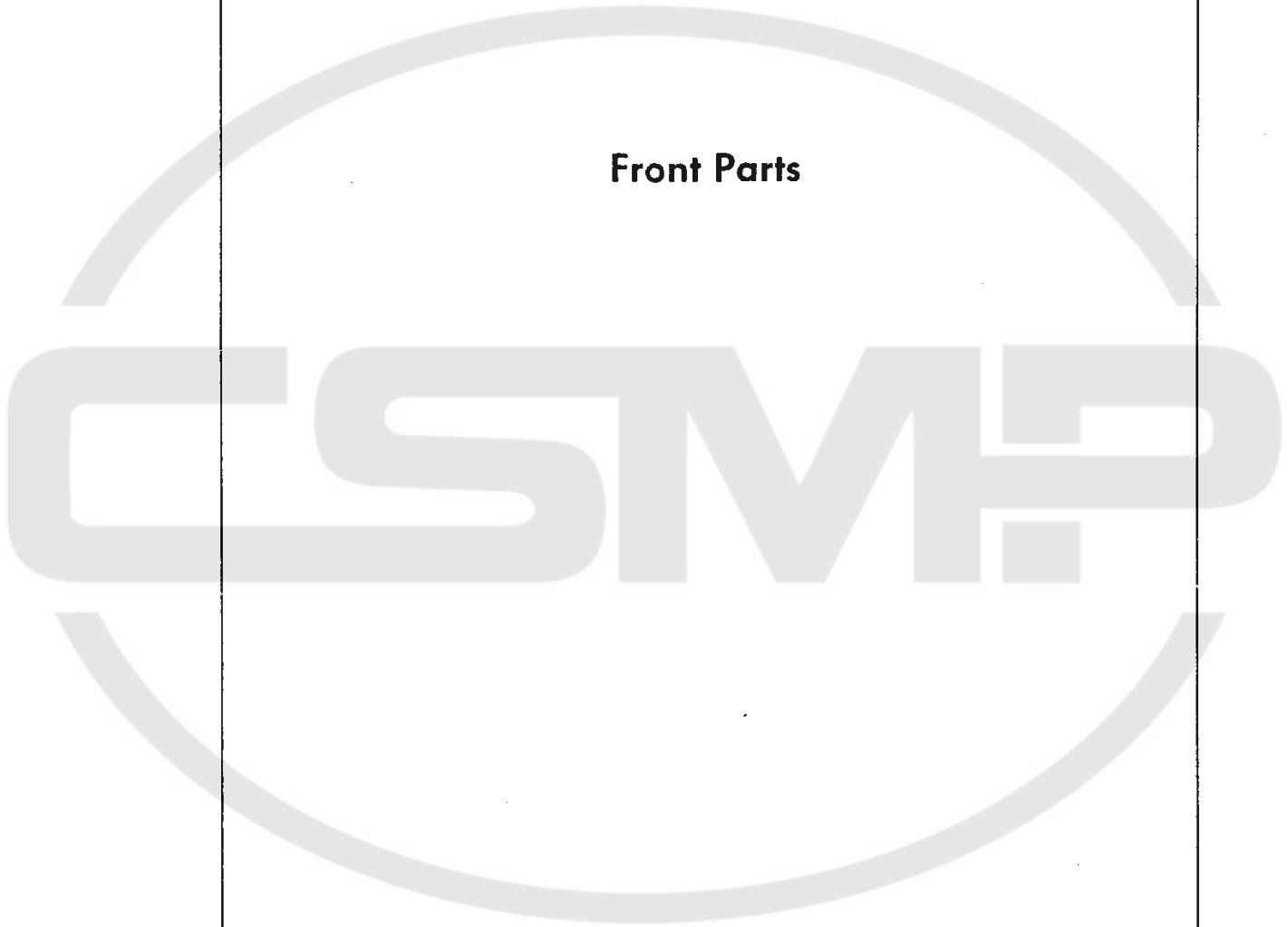
**PFAFF 3300-1**

Automatic single-thread chainstitch button sewing machine fitted with bight-synchronized rotary looper, stitch width adjustment, adjustable lengthwise feed motion, positive thread nipper, thread trimmer, button clamp interlocking mechanism and automatic stop motion.

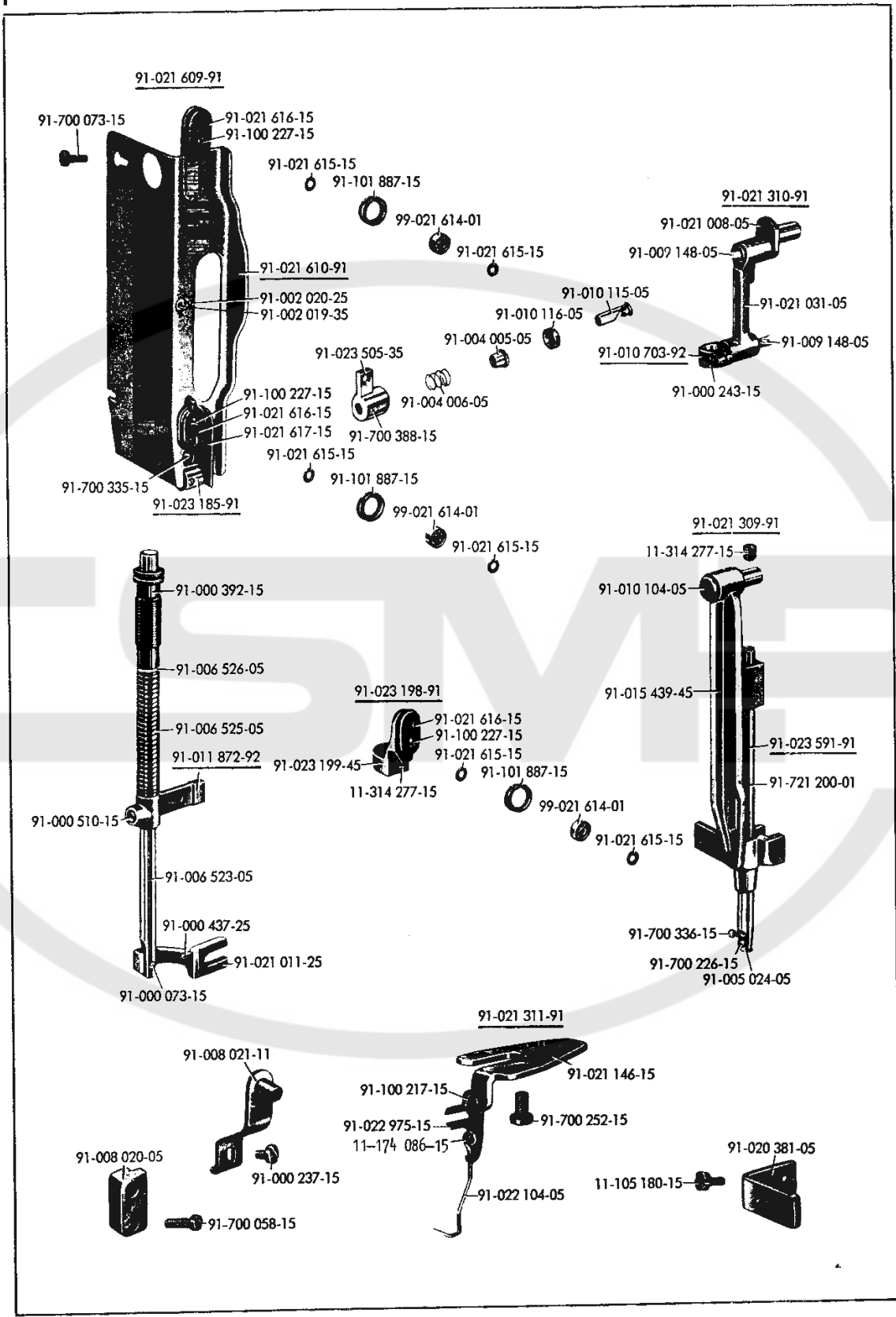
**PFAFF 3300-36/2-955/1**

Same as Pfaff 3300-1, but fitted for attaching covers to umbrella frames.

**Front Parts**



PFAFF 3300-1

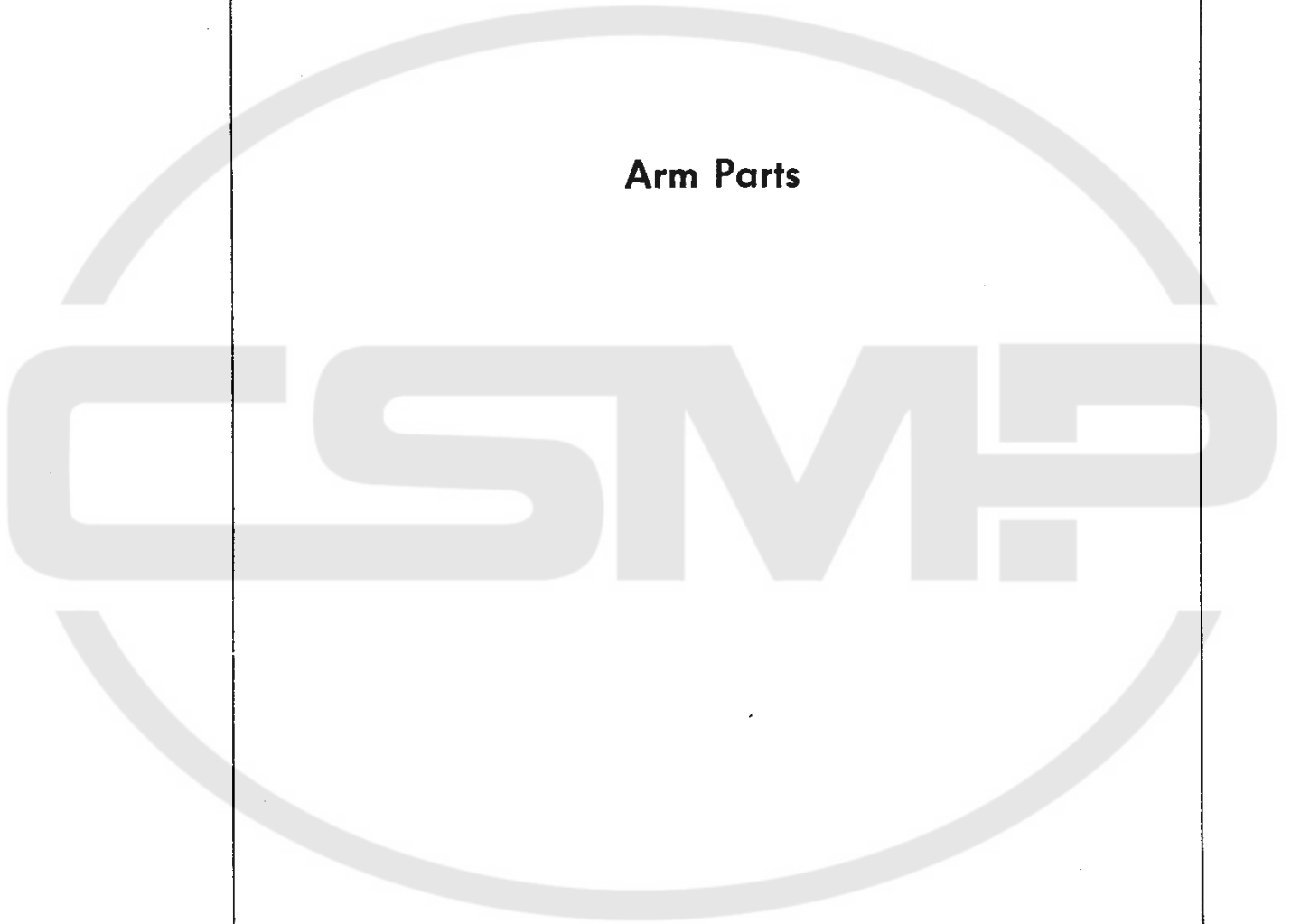


<b>11-105 180-15</b> (701 286)	Fastening screw for No. 91-020 381-05	<b>91-021 311-91</b>	Thread wiper, complete, consisting of Nos. 91-021 146-15; 91-022 104-05; 91-022 975-15; 91-100 217-15; 91-700 288-15
<b>11-314 277-15</b> (700 152)	Fastening screw for Nos. 91-010 104-05; 91-023 199-45	<b>91-021 609-91</b>	Face cover, complete, consisting of Nos. 91-021 610-91; 91-021 615-15; 91-021 616-15; 91-021 617-15; 91-023 185-91; 91-100 227-15; 91-101 887-15; 91-700 335-15; 99-021 614-01
<b>91-000 073-15</b>	Fastening screw for No. 91-021 011-25	<b>* 91-021 610-91</b>	Face cover, w/ No. 91-002 019-35 Thread guide No. 91-002 020-25 Rivet
<b>91-000 237-15</b>	Fastening screw for No. 91-008 021-11	<b>91-021 615-15</b>	Washer for No. 99-021 614-01
<b>91-000 243-15</b>	Binding screw for No. 91-010 703-92	<b>* 91-021 616-15</b>	Thread guide base for Nos. 91-021 609-91; 91-023 198-91
<b>91-000 392-15</b>	Pressure regulating thumb screw	<b>* 91-021 617-15</b>	Thread guide bracket
<b>91-000 437-25</b>	Driving screw for No. 91-022 975-15	<b>91-022 104-05</b>	Thread wiper wire
<b>91-000 510-15</b>	Fastening screw for No. 91-011 872-92	<b>91-022 975-15</b>	Thread wiper wire holder
<b>91-002 019-35</b>	Thread guide for No. 91-021 610-91	<b>91-023 185-91</b>	Thread retainer, complete, consisting of Nos. 91-004 005-05; 91-004 006-05; 91-010 115-05; 91-010 116-05; 91-023 505-35; 91-700 388-15
<b>91-002 020-25</b>	Rivet for No. 91-002 019-35	<b>91-023 198-91</b>	Thread guide bracket, complete, consisting of Nos. 11-314 277-15; 91-021 615-15; 91-021 616-15; 91-023 199-45; 91-100 227-15; 91-101 887-15; 99-021 614-01
<b>91-004 005-05</b>	Thread retainer sleeve	<b>* 91-023 199-45</b>	Thread guide bracket
<b>91-004 006-05</b>	Thread retainer spring	<b>91-023 505-35</b>	Thread retainer sleeve bracket
<b>91-005 024-05</b>	Thread guide for No. 91-023 591-91	<b>91-023 591-91</b>	Needle bar, complete, consisting of Nos. 91-005 024-05; 91-700 226-15; 91-700 336-15; 91-721 200-01
<b>91-006 523-05</b>	Presser bar	<b>* 91-100 217-15</b>	Hinge screw for No. 91-022 975-15
<b>91-006 525-05</b>	Presser bar spring	<b>* 91-100 227-15</b>	Fastening screw for Nos. 91-021 616-15; 99-021 614-01
<b>91-006 526-05</b>	Washer for No. 91-000 392-15	<b>* 91-101 887-15</b>	Thread guide roller for Nos. 91-021 609-91; 91-023 198-91
<b>91-008 020-05</b>	Lifting bracket guide for No. 91-011 872-92	<b>91-700 058-15</b>	Fastening screw for No. 91-008 020-05
<b>91-008 021-11</b>	Lifting bracket link for No. 91-011 872-92	<b>91-700 073-15</b>	Fastening screw for No. 91-021 610-91
<b>91-009 148-05</b>	Oil wick (60 mm long) for Nos. 91-010 703-92; 91-021 008-05	<b>91-700 226-15</b>	Fastening screw for No. 91-005 024-05
<b>91-010 104-05</b>	Hinge stud for No. 91-015 439-45	<b>91-700 252-15</b>	Fastening screw for No. 91-021 311-91
<b>91-010 115-05</b>	Thread retainer stud	<b>91-700 288-15</b>	Fastening screw for No. 91-022 104-05
<b>91-010 116-05</b>	Thread retainer stud collar	<b>91-700 335-15</b>	Fastening screw for No. 91-021 617-15
<b>91-010 703-92</b>	Needle bar connecting stud, w/ binding screw No. 91-000 243-15	<b>91-700 336-15</b>	Needle set screw
<b>91-011 872-92</b>	Presser bar lifting bracket, w/ set screw No. 91-000 510-15	<b>* 91-700 388-15</b>	Fastening screw for No. 91-010 115-05
<b>91-015 439-45</b>	Needle bar frame	<b>91-721 200-01</b>	Needle bar
<b>91-020 381-05</b>	Guide for No. 91-015 439-45	<b>* 99-021 614-01</b>	Ball bearing for No. 91-101 887-15
<b>91-021 008-05</b>	Take-up crank		
<b>91-021 011-25</b>	Button clamp lifting bracket		
<b>91-021 031-05</b>	Needle bar connecting link		
<b>91-021 146-15</b>	Thread wiper wire bracket		
<b>91-021 309-91</b>	Needle bar frame, complete, consisting of Nos. 91-010 104-05; 91-015 439-45; 91-023 591-91		
<b>91-021 310-91</b>	Needle bar connecting link, complete, consisting of Nos. 91-010 703-92; 91-021 008-05; 91-021 031-05		

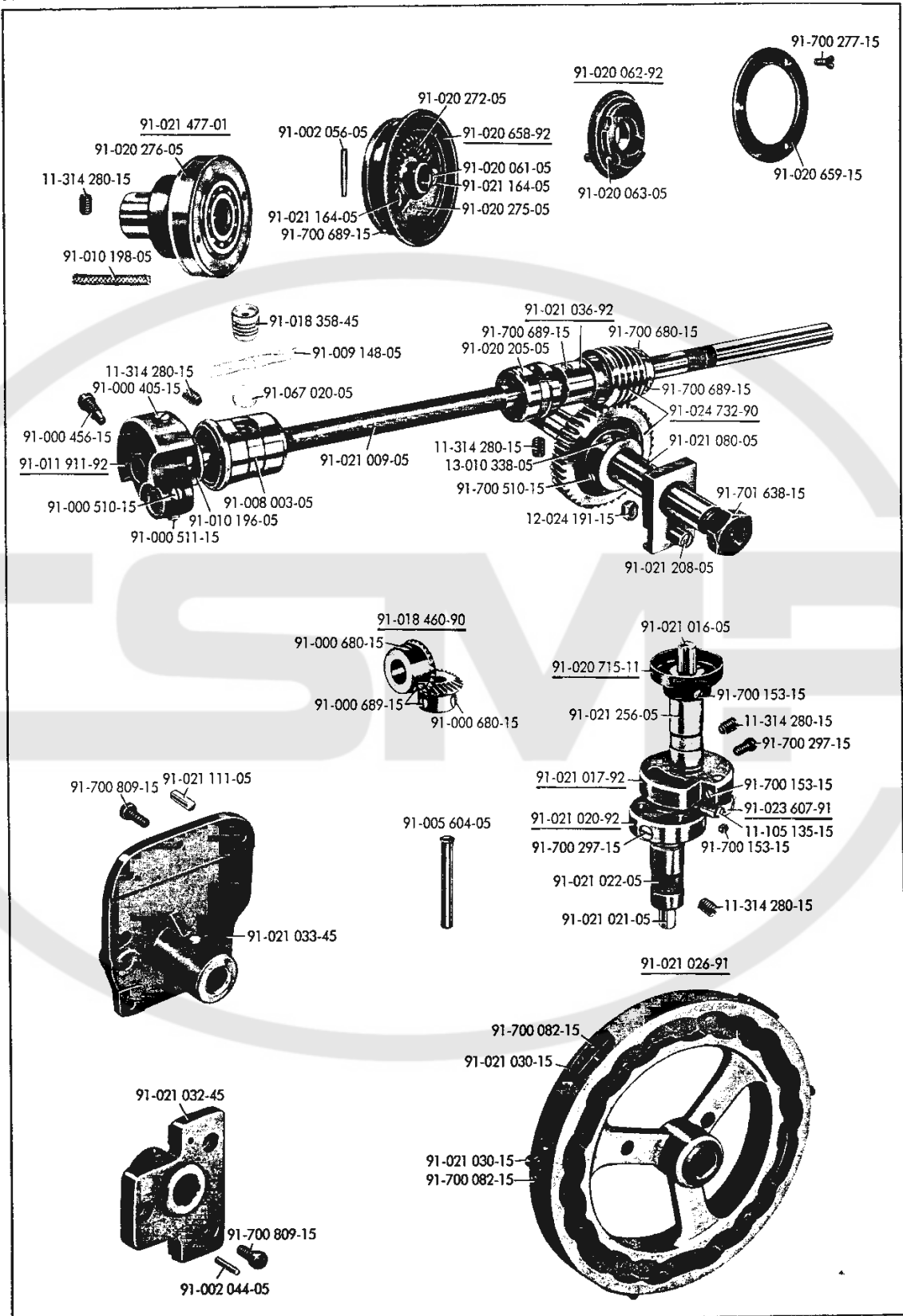
\* See obsolete parts on section VIII

**II/1; II/2; II/3**

**Arm Parts**

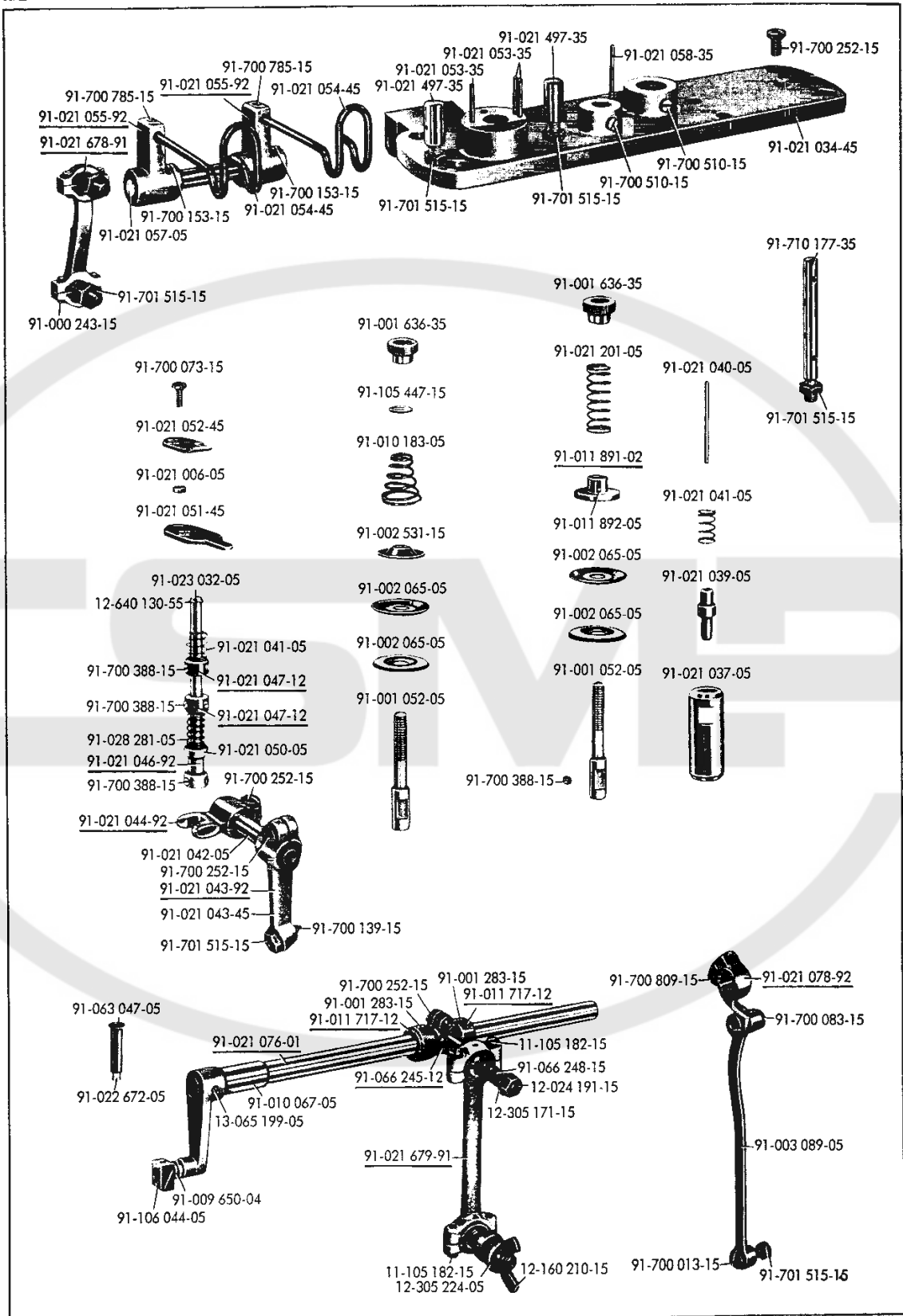






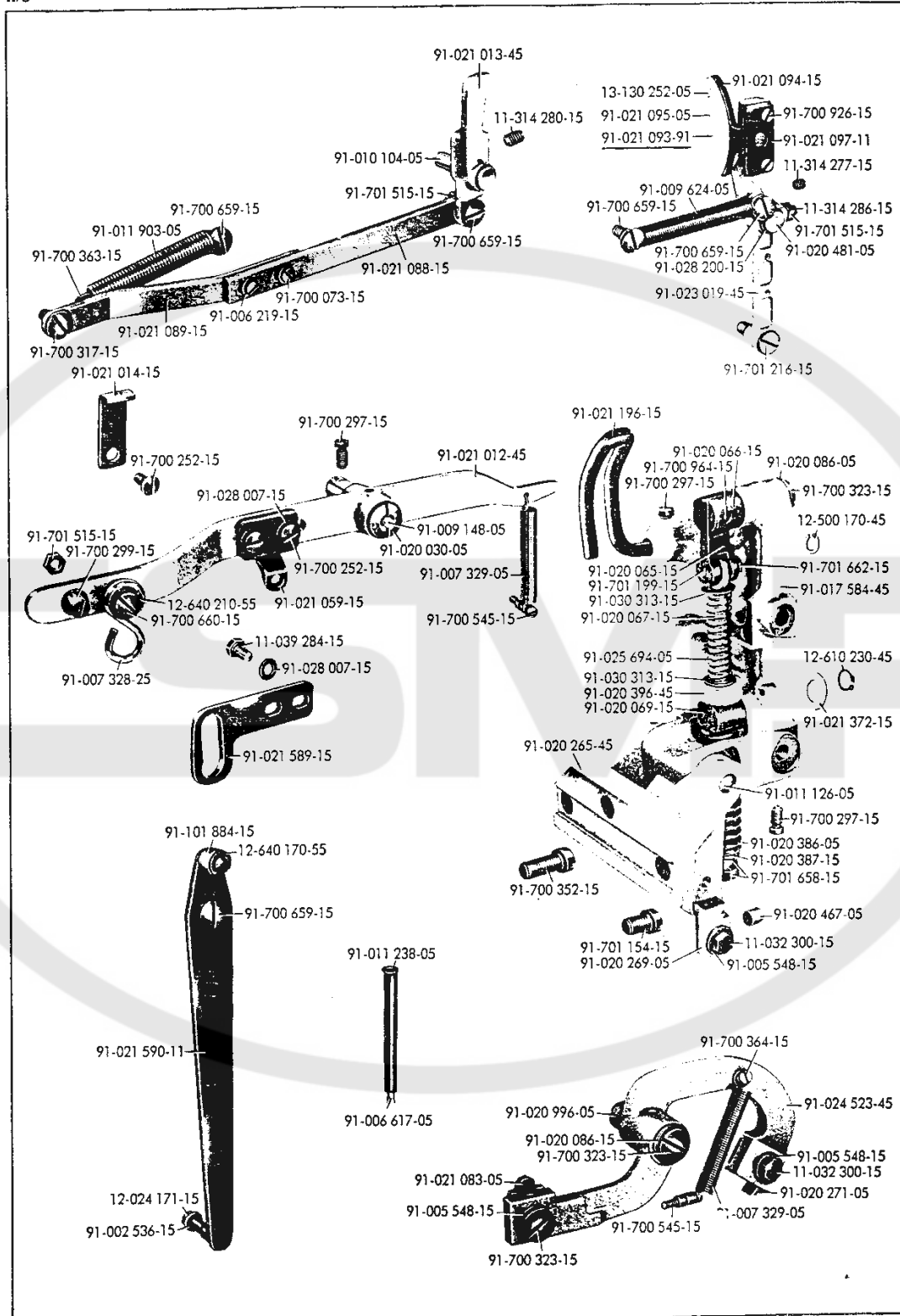
<b>11-105 135-15</b> (701 269)	Set screw for the cap of No. 91-023 607-91	<b>91-021 009-05</b>	Arm shaft
<b>11-314 280-15</b> (700 150)	Fastening screw for Nos. 91-008 003-05; 91-020 205-05; 91-021 022-05; 91-021 256-05; 91-021 477-01	<b>91-021 016-05</b>	Vertical shaft, top section
<b>12-024 191-15</b> (701 635)	Nut for No. 91-021 208-05	<b>91-021 017-92</b>	Crank, driving, w/set screw Nos. 91-700 153-15 and 91-700 297-15
<b>13-010 338-05</b> (1 848)	Worm wheel positioning pin for No. 91-024 732-90	<b>91-021 020-92</b>	Crank, driven, w/ set screw Nos. 91-700 153-15 and 91-700 297-15
<b>91-000 405-15</b>	Fastening screw for No. 91-011 911-92	<b>91-021 021-05</b>	Vertical shaft, bottom section
<b>91-000 456-15</b>	Fastening screw for No. 91-011 911-92	<b>91-021 022-05</b>	Vertical shaft bushing, lower
<b>91-000 510-15</b>	Fastening screw for No. 91-021 008-05 (see section I)	<b>91-021 026-91</b>	Feed cam, w/ No. 91-021 030-15 Stop and thread nipper tripping segments No. 91-700 082-15 Set screw
<b>91-000 511-15</b>	Fastening screw for No. 91-021 008-05 (see section I)	<b>91-021 030-15</b>	Stop and thread nipper tripping segments
<b>91-000 680-15</b>	Fastening screw, pointed, for No. 91-018 460-90	<b>91-021 032-45</b>	Worm wheel shaft bearing bracket, front
<b>91-000 689-15</b>	Fastening screw, blunt, for No. 91-018 460-90	<b>91-021 033-45</b>	Worm wheel shaft bearing bracket, rear
<b>91-002 044-05</b>	Position pin for No. 91-021 032-45	<b>91-021 036-92</b>	Tension release eccentric, w/ set screw No. 91-700 689-15
<b>91-002 056-05</b>	Positioning pin for No. 91-020 658-92	<b>91-021 080-05</b>	Worm wheel shaft
<b>91-005 604-05</b>	Oil tube (48 mm long) for No. 91-021 022-05	<b>91-021 111-05</b>	Position pin for No. 91-021 033-45
<b>91-008 003-05</b>	Arm shaft bushing, front (O. D. = 29 or 30 mm)	<b>91-021 164-05</b>	Check block for No. 91-020 272-05
<b>91-009 148-05</b>	Oil wick (60 mm long) for No. 91-018 358-45	<b>91-021 208-05</b>	Feed cam position stud for No. 91-021 080-05
<b>91-010 196-05</b>	Friction washer for No. 91-008 003-05	<b>91-021 256-05</b>	Vertical shaft bushing, upper
<b>91-010 198-05</b>	Oil wick (5 mm dia.; 36 mm long) for No. 91-021 477-01	<b>91-021 477-01</b>	Arm shaft bushing, rear, w/ ball bearings and idler pulley No. 91-020 276-05
<b>91-011 911-92</b>	Needle bar crank, w/ set screws Nos. 91-000 405-15; 91-000 510-15; 91-000 511-15	<b>91-023 607-91</b>	Ball joint connection, w/ ball stud and set screws No. 11-105 135-15
<b>91-018 358-45</b>	Oil cup for No. 91-008 003-05	<b>91-024 732-90</b>	Worm gear assembly, w/ No. 91-700 510-15 Worm wheel set screw No. 91-700 680-15 Worm set screw, pointed No. 91-700 689-15 Worm set screw, blunt
<b>91-018 460-90</b>	Bevel gear assembly, w/ No. 91-000 680-15 Set screw, pointed No. 91-000 689-15 Set screw, blunt	<b>91-067 020-05</b>	Oil pad (11 mm dia; 4 mm high) for No. 91-008 003-05
<b>91-020 061-05</b>	Position pin for No. 91-020 658-92	<b>91-700 082-15</b>	Fastening screw for No. 91-021 030-15
<b>91-020 062-92</b>	Stop cam for No. 91-020 658-92, w/ position pin No. 91-020 063-05 for No. 91-021 164-05	<b>91-700 153-15</b>	Fastening screw for Nos. 91-020 715-11; 91-023 607-91
<b>91-020 063-05</b>	Position pin for No. 91-020 062-92	<b>91-700 277-15</b>	Fastening screw for No. 91-020 659-15
<b>91-020 205-05</b>	Arm shaft bushing, center, (O. D. = 28.5 or 29 mm)	<b>91-700 297-15</b>	Fastening screw for Nos. 91-021 017-92; 91-021 020-92
<b>91-020 272-05</b>	Stop cam spring for No. 91-020 658-92	<b>91-700 510-15</b>	Fastening screw for worm wheel of assembly No. 91-024 732-90
<b>91-020 275-05</b>	Ncvotex segment for No. 91-020 658-92	<b>91-700 680-15</b>	Fastening screw, pointed, for worm of assembly No. 91-024 732-90
<b>91-020 276-05</b>	Idler pulley	<b>91-700 689-15</b>	Fastening screw, blunt, for Nos. 91-020 658-92; 91-021 036-92 and for worm of assembly No. 91-024 732-90
<b>* 91-020 658-92</b>	Driving pulley, w/ No. 91-020 061-05 Position pin No. 91-700 689-15 Set screw	<b>91-700 809-15</b>	Fastening screw for Nos. 91-021 032-45; 91-021 033-45
<b>* 91-020 659-15</b>	Cap ring for No. 91-020 658-92	<b>91-701 638-15</b>	Nut for No. 91-021 080-05
<b>91-020 715-11</b>	Oil retainer cup, w/ set screw No. 91-700 153-15		

\* See obsolete parts on section VIII



<b>11-105 182-15</b> (100 151)	Set screw for the cap of No. 91-021 679-91	<b>91-021 052-45</b>	Thread nipper spring, upper
<b>12-024 191-15</b> (701 635)	Nut for No. 91-066 245-12	<b>91-021 053-35</b>	Thread guide
<b>12-160 210-15</b> (701 578)	Wing nut for No. 91-021 679-91	<b>91-021 054-45</b>	Thread pull-off wire
<b>12-305 171-15</b> (50 740)	Washer for No. 12-024 191-15	<b>91-021 055-92</b>	Thread pull-off lever, w/ set screws Nos. 91-700 153-15; 91-700 785-15
<b>12-305 224-05</b> (28 043)	Washer for No. 12-160 210-15	<b>91-021 057-05</b>	Thread pull-off shaft
<b>12-640 130-55</b> (23 033)	Slip washer for No. 91-023 032-05	<b>91-021 058-35</b>	Thread guide
<b>13-065 199-05</b> (1 974)	Positioning pin for No. 91-021 076-01	<b>91-021 076-01</b>	Needle bar frame and looper vibrating shaft, w/ No. 13-065 199-05 Positioning pin No. 91-106 044-05 Slide block and front crank
<b>91-000 243-15</b>	Set screw for the cap of No. 91-021 678-91	<b>91-021 078-92</b>	Crank, rear, w/ binding screw No. 91-700 809-15
<b>91-001 052-05</b>	Tension stud	<b>91-021 201-05</b>	Tension spring for No. 91-011 891-02
<b>91-001 283-15</b>	Fastening screw for No. 91-011 717-12	<b>* 91-021 497-35</b>	Thread guide
<b>91-001 636-35</b>	Nut for No. 91-001 052-05	<b>91-021 678-91</b>	Ball joint connection, w/ ball screw stud and binding screws No. 91-000 243-15
<b>91-002 065-05</b>	Tension disc	<b>* 91-021 679-91</b>	Ball joint connection, w/ ball joint, ball screw stud and binding screws No. 11-105 182-15
<b>91-002 531-15</b>	Tension release washer	<b>91-022 672-05</b>	Oil wick (5 mm dia.; 40 mm long) for No. 91-063 047-05
<b>91-003 089-05</b>	Connection for Nos. 91-021 078-92; 91-021 116-92 (see section III)	<b>* 91-023 032-05</b>	Thread nipper plunger
<b>91-009 650-04</b>	Washer for No. 91-106 044-05 (0.5; 0.6; 0.7; and 1.0 mm thick, as required)	<b>91-028 281-05</b>	Pressure spring for No. 91-023 032-05
<b>91-010 067-05</b>	Drive shaft bushing	<b>91-063 047-05</b>	Oil tube (20 mm long) for No. 91-010 067-05
<b>91-010 183-05</b>	Tension spring for No. 91-002 531-15	<b>* 91-066 245-12</b>	Crank, center, w/ binding screw No. 91-700 252-15
<b>91-011 717-12</b>	Set collar, w/ set screws No. 91-001 283-15, for No. 91-021 076-01	<b>91-066 248-15</b>	Spacer for No. 91-066 245-12
<b>91-011 891-02</b>	Tension release washer, w/ guide pin No. 91-011 892-05	<b>91-105 447-15</b>	Washer for No. 91-010 183-05
<b>91-011 892-05</b>	Guide pin for No. 91-011 891-02	<b>91-106 044-05</b>	Slide block for No. 91-021 076-01
<b>91-021 006-05</b>	Thread nipper spring bushing	<b>91-700 013-15</b>	Hinge screw for No. 91-003 089-05
<b>91-021 034-45</b>	Arm cover	<b>91-700 073-15</b>	Fastening screw for Nos. 91-021 051-45; 91-021 052-45
<b>91-021 037-05</b>	Tension bushing for Nos. 91-001 052-05; 91-021 039-05; 91-021 040-05; 91-021 041-05	<b>91-700 083-15</b>	Hinge screw for Nos. 91-003 089-05; 91-021 078-92
<b>91-021 039-05</b>	Tension release plunger	<b>91-700 139-15</b>	Stop screw for No. 91-021 043-45
<b>91-021 040-05</b>	Tension release pin	<b>91-700 153-15</b>	Fastening screw for No. 91-021 055-92
<b>91-021 041-05</b>	Pressure spring for Nos. 91-021 039-05; 91-023 032-05	<b>91-700 252-15</b>	Binding screw for Nos. 91-021 043-45; 91-021 044-92; 91-066 245-12 and fastening screw for No. 91-021 034-45
<b>91-021 042-05</b>	Thread nipper hinge stud	<b>91-700 388-15</b>	Fastening screw for Nos. 91-001 052-05; 91-021 046-92; 91-021 047-12
<b>91-021 043-45</b>	Thread nipper tripping lever	<b>91-700 510-15</b>	Fastening screw for Nos. 91-001 052-05; 91-021 037-05
<b>91-021 043-92</b>	Thread nipper tripping lever, compl., consisting of Nos. 91-021 043-45; 91-700 139-15; 91-700 252-15; 91-701 515-15	<b>91-700 785-15</b>	Fastening screw for No. 91-021 054-45
<b>91-021 044-92</b>	Thread nipper lever, w/ binding screw No. 91-700 252-15	<b>91-700 809-15</b>	Binding screw for No. 91-021 078-92
<b>91-021 046-92</b>	Guide bushing, w/ set screws No. 91-700 388-15, for No. 91-021 044-92	<b>91-701 515-15</b>	Nut for Nos. 91-021 497-35; 91-021 678-91; 91-700 013-15; 91-700 139-15; 91-710 177-35
<b>91-021 047-12</b>	Set collar, w/ set screws No. 91-700 388-15, for No. 91-023 032-05	<b>91-710 177-35</b>	Thread guide
<b>91-021 050-05</b>	Collar for No. 91-028 281-05		
<b>91-021 051-45</b>	Thread nipper spring, lower		

\* See obsolete parts on section VIII



<b>11-032 300-15</b> (700 990)	Fastening screw for Nos. 91-020 269-05; 91-020 271-05	<b>91-020 386-05</b>	Pressure spring for No. 91-020 067-15
<b>11-039 284-15</b> (100 171)	Fastening screw for No. 91-021 589-15	<b>91-020 387-15</b>	Spring collar for No. 91-020 386-05
<b>11-314 277-15</b> (700 152)	Fastening screw for No. 91-020 481-05	<b>91-020 396-45</b>	Oil felt washer for No. 91-020 067-15
<b>11-314 280-15</b> (700 150)	Fastening screw for No. 91-010 104-05	<b>91-020 467-05</b>	Stop pin for No. 91-017 584-45
<b>11-314 286-15</b> (700 230)	Set screw for No. 91-023 019-45	<b>91-020 481-05</b>	Stop pin for No. 91-023 019-45
<b>12-024 171-15</b> (101 501)	Nut for No. 91-021 590-11	<b>91-020 996-05</b>	Hinge bolt for No. 91-024 523-45
<b>12-500 170-45</b> (98 264)	Spring washer for No. 91-701 662-15	<b>91-021 012-45</b>	Lifting lever
<b>12-610 230-45</b> (11 176)	Circlip for No. 91-020 069-15	<b>21-021 013-45</b>	Locking lever
<b>12-640 170-55</b> (50 077)	Slip washer for No. 91-101 884-15	<b>91-021 014-15</b>	Stop bracket for No. 91-021 012-45
<b>12-640 210-55</b> (16 328)	Slip washer for No. 91-700 660-15	<b>91-021 059-15</b>	Driving bracket for No. 91-021 678-91 (see p. II-2)
<b>13-130 252-05</b> (25 998)	Rivet for No. 91-021 095-05	<b>91-021 083-05</b>	Tripping dog for No. 91-024 523-45
<b>91-002 536-15</b>	Washer for No. 12-024 171-15	<b>91-021 088-15</b>	Connection, front, for locking lever
<b>91-005 548-15</b>	Washer for Nos. 11-032 300-15; 91-700 323-15	<b>91-021 089-15</b>	Connection, rear, for locking lever
<b>91-006 219-15</b>	Washer for No. 91-700 073-15	<b>91-021 093-91</b>	Brake block, complete, consisting of Nos. 13-130 252-05; 21-021 094-15; 91-021 095-05
<b>91-006 617-05</b>	Oil wick (5 mm dia.; 100 mm long) for No. 91-011 238-05	<b>91-021 094-15</b>	Brake block for No. 91-021 093-91
<b>91-007 328-25</b>	Chain suspension hook for No. 91-021 012-45	<b>91-021 095-05</b>	Brake lining for No. 91-021 093-91
<b>91-007 329-05</b>	Tension spring for Nos. 91-021 012-45; 91-024 523-45	<b>91-021 097-11</b>	Brake regulating bracket
<b>91-009 148-05</b>	Oil wick (60 mm long) for No. 91-020 030-05	<b>91-021 196-15</b>	Belt shifter
<b>91-009 624-05</b>	Tension spring for No. 91-023 019-45	<b>91-021 372-15</b>	Washer for No. 12-610 230-45
<b>91-010 104-05</b>	Hinge stud for No. 91-021 013-45	<b>91-021 589-15</b>	Thread trimmer operating bracket
<b>91-011 126-05</b>	Stop motion lever hinge stud	<b>* 91-021 590-11</b>	Knife driving lever
<b>91-011 238-05</b>	Oil tube (65 mm long) for No. 91-021 121-92 (see p. IV)	<b>91-023 019-45</b>	Brake lever
<b>91-011 903-05</b>	Tension spring for No. 91-021 089-15	<b>91-024 523-45</b>	Tripping lever
<b>91-017 584-45</b>	Stop motion lever	<b>91-025 694-05</b>	Pressure spring for No. 91-020 396-45
<b>91-020 030-05</b>	Hinge stud for 91-021 012-45	<b>91-028 007-15</b>	Washer for Nos. 11-039 284-15; 91-700 252-15
<b>91-020 065-15</b>	Stop link	<b>91-028 200-15</b>	Washer for No. 91-020 481-05
<b>91-020 066-15</b>	Hinge stud for No. 91-020 065-15	<b>91-030 313-15</b>	Washer for No. 91-025 694-05
<b>91-020 067-15</b>	Stop link rod	<b>91-101 884-15</b>	Roller for No. 91-021 590-11
<b>91-020 069-15</b>	Hinge stud for No. 91-020 067-15	<b>91-700 073-15</b>	Fastening screw for Nos. 91-021 088-15; 91-021 089-15
<b>91-020 086-05</b>	Washer for Nos. 91-020 066-15; 91-020 996-05	<b>91-700 252-15</b>	Fastening screw for Nos. 91-021 014-15; 91-021 059-15
<b>91-020 265-45</b>	Bearing bracket for No. 91-017 584-45	<b>91-700 297-15</b>	Fastening screw for Nos. 91-011 126-05; 91-020 030-05; 91-021 196-15
<b>91-020 269-05</b>	Catch for No. 91-017 584-45	<b>91-700 299-15</b>	Stop screw for No. 91-021 012-45
<b>91-020 271-05</b>	Latch for No. 91-024 523-45	<b>91-700 317-15</b>	Hinge screw for No. 91-021 089-15
		<b>91-700 323-15</b>	End screw for Nos. 91-020 066-15; 91-020 996-05 and fastening screw for No. 91-021 083-05

\* See obsolete parts on section VIII

91-700 352-15	Fastening screw for No. 91-020 265-45
91-700 363-15	Spring suspension screw for No. 91-011 903-05
91-700 364-15	Spring suspension screw for No. 91-007 329-05
91-700 545-15	Spring suspension screw for No. 91-007 329-05
91-700 659-15	Hinge screw for Nos. 91-021 013-45; 91-021 590-11 and spring suspension screw for Nos. 91-009 624-05; 91-011 903-05
* 91-700 660-15	Suspension screw for No. 91-021 012-45
91-700 926-15	Fastening screw for No. 91-021 097-11
91-700 964-15	Hinge screw for Nos. 91-020 065-15; 91-020 066-15
91-701 154-15	Fastening screw for No. 91-020 265-45
91-701 199-15	Hinge screw for Nos. 91-020 065-15; 91-020 067-15
91-701 216-15	Hinge screw for No. 91-023 019-45
91-701 515-15	Nut for Nos. 11-314 286-15; 91-700 299-15; 91-700 659-15
91-701 658-15	Nut for No. 91-020 067-15
91-701 662-15	Nut for No. 91-701 199-15
91-021 000-45	Arm (not ill.)

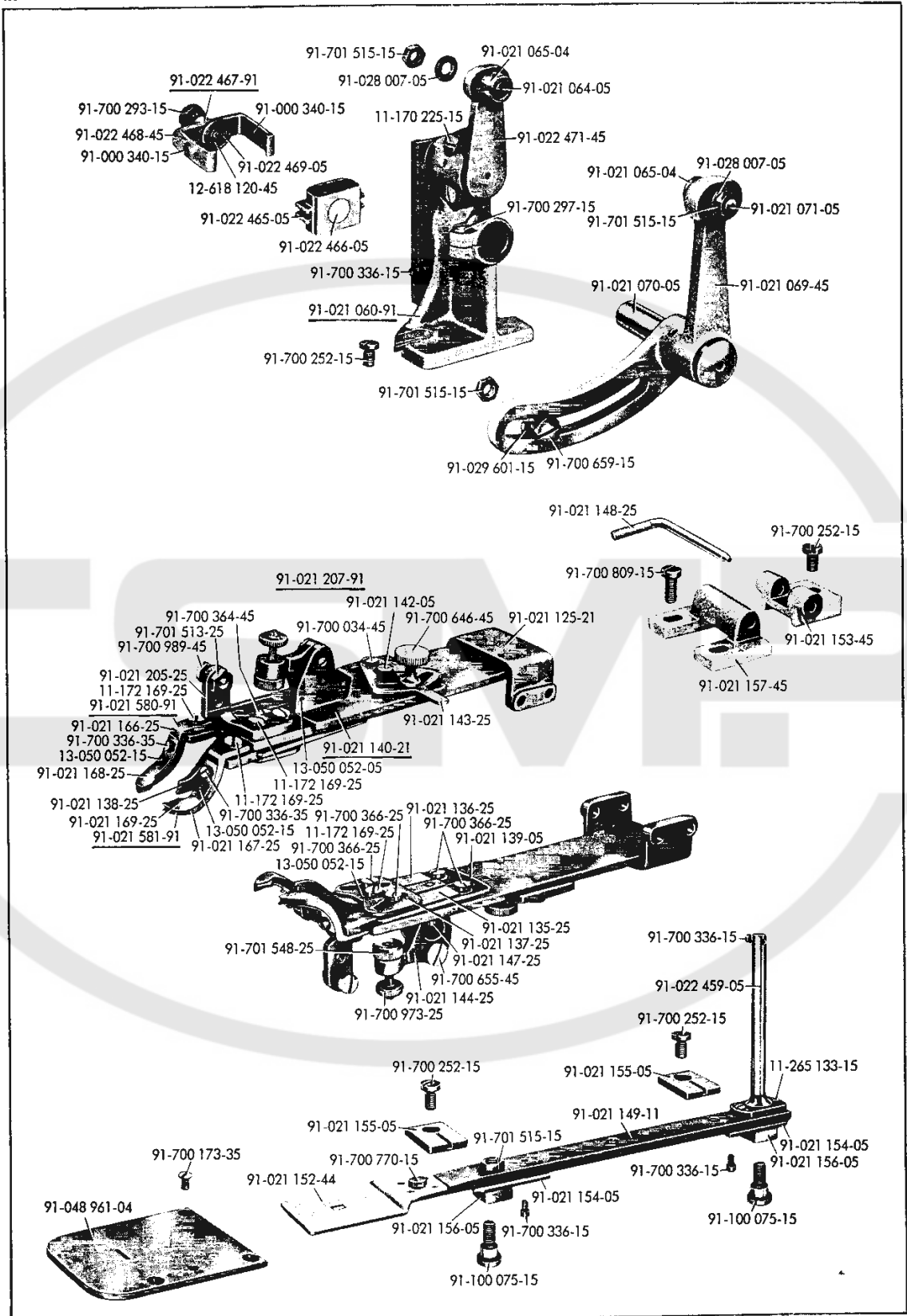


## Cylinder Bed Parts

CSMP



PFaff 3300-1



<b>* 11-170 225-15</b> (701 353)	Fastening screw for the bearing cover of No. 91-021 060-91	<b>91-021 156-05</b>	Slide block for No. 91-021 149-11
<b>11-172 169-25</b> (700 681)	Fastening screw for Nos. 91-021 137-25; 91-021 166-25; 91-021 167-25; 91-021 205-25	<b>91-021 157-45</b>	Button clamp bearing bracket, stationary
<b>11-265 133-15</b> (700 172)	Fastening screw for No. 91-022 459-05	<b>91-021 166-25</b>	Button clamp jaw, left
<b>12-618 120-45</b> (22 477)	Circlip for No. 91-022 467-91	<b>91-021 167-25</b>	Button clamp jaw, right
<b>13-050 052-05</b> (1 956)	Stop pin for No. 91-021 140-21	<b>91-021 168-25</b>	Leaf spring for No. 91-021 166-25
<b>13-050 052-15</b> (1 956)	Position pin for Nos. 91-021 137-25; 91-021 168-25; 91-021 169-25	<b>91-021 169-25</b>	Leaf spring for No. 91-021 167-25
<b>91-000 340-15</b>	Positioning screw for No. 91-022 467-91	<b>91-021 205-25</b>	Angular bracket for Nos. 91-021 011-25 (see section I); 91-021 125-21
<b>91-021 060-91</b>	Bearing bracket, w/ No. * 11-170 225-15 Set screw No. 91-700 297-15 Binding screw	<b>91-021 207-91</b>	Button clamp, complete, consisting of Nos. 11-172 169-25; 13-050 052-15; 91-021 125-21; 91-021 135-25; 91-021 136-25; 91-021 137-25; 91-021 138-25; 91-021 139-05; 91-021 140-21; 91-021 143-25; 91-021 144-25; 91-021 147-25; 91-021 205-25; 91-021 580-91; 91-021 581-91; 91-700 034-45; 91-700 364-45; 91-700 366-25; 91-700 646-45; 91-700 655-45; 91-700 973-25; 91-700 989-45; 91-701 513-25; 91-701 548-25
<b>91-021 064-05</b>	Roller stud for No. 91-022 471-45	<b>91-021 580-91</b>	Button clamp jaw, left, complete, consisting of Nos. 13-050 052-15; 91-021 166-25; 91-021 168-25; 91-700 336-35
<b>91-021 065-04</b>	Roller for Nos. 91-021 069-45; 91-022 471-45 (Orders should specify) number of dots on face 1 x = 12.70 mm dia.; 2 x = 12.72 mm dia.; 3 x = 12.74 mm dia.; 4 x = 12.76 mm dia.	<b>91-021 581-91</b>	Button clamp jaw, right, complete, consisting of Nos. 13-050 052-15; 91-021 167-25; 91-021 169-25; 91-700 336-35
<b>91-021 069-45</b>	Bight regulator	<b>91-022 459-05</b>	Feed regulator post for No. 91-021 149-11
<b>91-021 070-05</b>	Hinge stud for No. 91-021 069-45	<b>91-022 465-05</b>	Feed regulator swivel for No. 91-022 466-05
<b>91-021 071-05</b>	Roller stud for No. 91-021 069-45	<b>91-022 466-05</b>	Hinge stud for No. 91-022 459-05
<b>91-021 125-21</b>	Button clamp carrier	<b>91-022 467-91</b>	Swivel clamp, complete, consisting of Nos. 12-618 120-45; 91-000 340-15; 91-022 468-45; 91-022 469-05; 91-700 293-15
<b>91-021 135-25</b>	Button clamp shank, left	<b>91-022 468-45</b>	Swivel clamp for No. 91-022 467-91
<b>91-021 136-25</b>	Button clamp shank, right	<b>91-022 469-05</b>	Thrust washer for No. 91-022 467-91
<b>91-021 137-25</b>	Button clamp spreader	<b>91-022 471-45</b>	Button feed regulator
<b>91-021 138-25</b>	Button step	<b>91-028 007-05</b>	Washer for No. 91-701 515-15
<b>91-021 139-05</b>	Button clamp shank spring	<b>91-029 601-15</b>	Washer for No. 91-701 515-15
<b>91-021 140-21</b>	Button clamp jaw regulator, w/ No. 13-050 052-05 Step pin No. 91-021 142-05 Steady pin	<b>91-048 961-04</b>	Needle plate (Orders should specify type desired)
<b>91-021 142-05</b>	Button clamp spreader steady pin for Nos. 91-021 140-21; 91-021 143-25	<b>* 91-100 075-15</b>	Hinge screw for No. 91-021 156-05
<b>91-021 143-25</b>	Button clamp spreader lever	<b>91-700 034-45</b>	Hinge screw for No. 91-021 143-25
<b>91-021 144-25</b>	Button clamp lifting lever	<b>91-700 173-35</b>	Fastening screw for No. 91-048 961-04
<b>91-021 147-25</b>	Stop screw for No. 91-021 138-21	<b>91-700 252-15</b>	Fastening screw for Nos. 91-021 153-45; 91-021 155-05; 91-021 060-91
<b>91-021 148-25</b>	Hinge pin for Nos. 91-021 125-21; 91-021 153-45	<b>91-700 293-15</b>	Thumb screw for No. 91-022 467-91
<b>91-021 149-11</b>	Feed plate carrier bar for Nos. 91-021 152-44; 91-021 207-91	<b>91-700 297-15</b>	Binding screw for No. 91-021 070-05
<b>91-021 152-44xa</b>	Feed plate a = cutout size	<b>91-700 336-15</b>	Fastening screw for No. 91-021 154-05 and stop screw for Nos. 91-022 459-05; 91-022 471-45
<b>91-021 153-45</b>	Button clamp bearing bracket, moving		
<b>91-021 154-05</b>	Guide plate for No. 91-021 149-11		
<b>91-021 155-05</b>	Guide plate for No. 91-021 156-05		

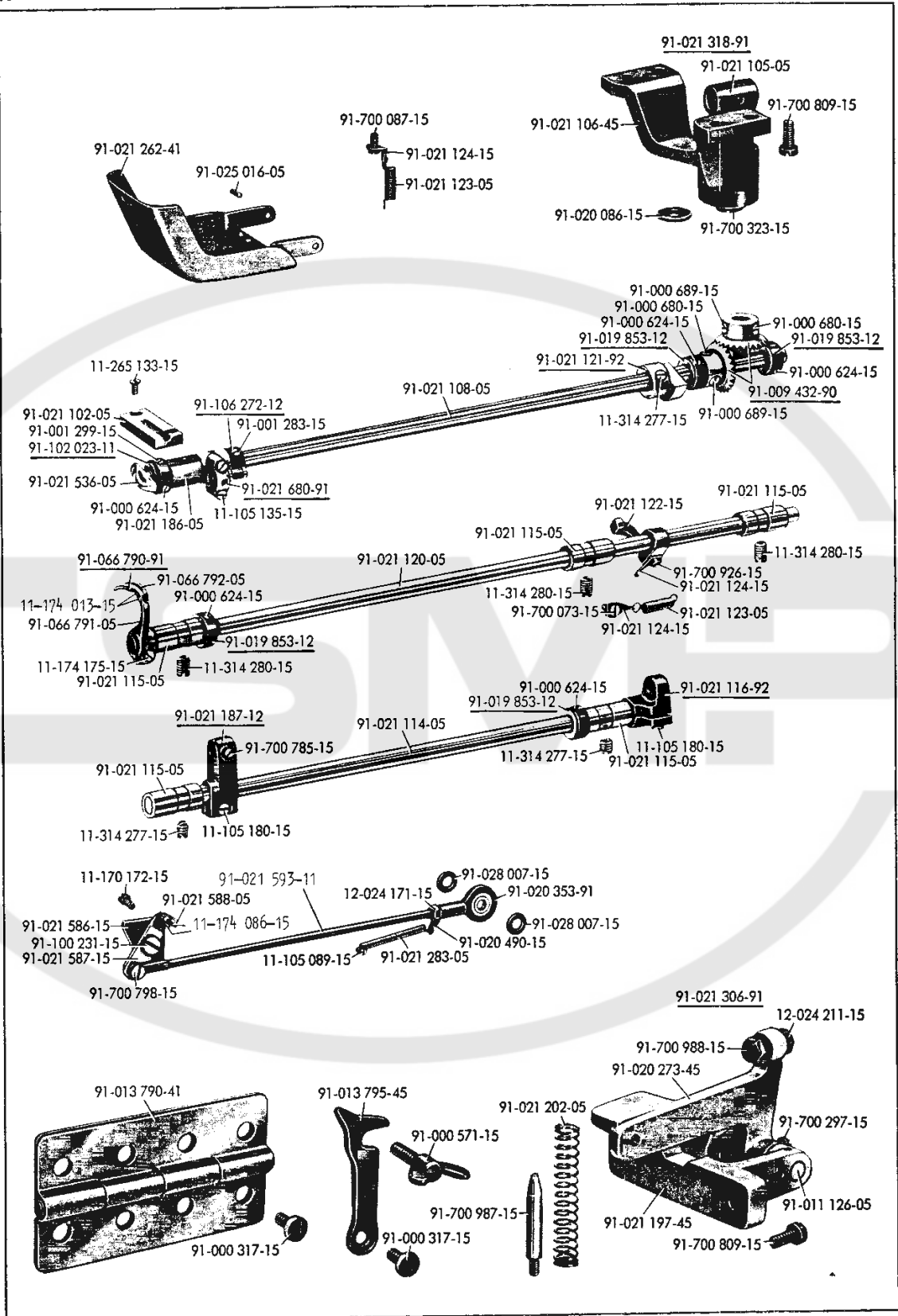
\* See obsolete parts on section VIII

91-700 336-35	Fastening screw for Nos. 91-021 168-25; 91-021 169-25
91-700 364-45	Guide screw for No. 91-021 138-25
91-700 366-25	Hinge screw for Nos. 91-021 135-25; 91-021 136-25 and guide screw for No. 91-021 137-25
91-700 646-45	Thumb screw for No. 91-021 143-25
91-700 655-45	Hinge screw for No. 91-021 144-25
91-700 659-15	Stop screw for No. 91-021 069-45
91-700 770-15	Fastening screw for No. 91-021 152-44
91-700 809-15	Fastening screw for No. 91-021 157-45
91-700 973-25	Stop screw for button clamp lifting lever
91-700 989-45	Connection screw for Nos. 91-021 011-25 (see section I); 91-021 205-25
91-701 513-25	Nut for No. 91-700 989-45
91-701 515-15	Nut for Nos. 91-021 064-05; 91-021 071-05; 91-100 075-15; 91-700 659-15
91-701 548-25	Nut for No. 91-700 973-25
91-023 174-45	Cylinder bed (not ill.)
11-130 446-15 (701 063)	Fastening screw for No. 91-023 174-45 (not ill.)
★ 13-060 400-05 (101 824)	Positioning pin for No. 91-023 174-45 (not ill.)

**IV**

**Cylinder Bed and Machine  
Base Parts**

**CSMP**



<b>* 11-105 089-15</b> (701 256)	Spring suspension screw for No. 91-021 283-05	<b>91-021 102-05</b>	Position bracket for No. 91-021 186-05
<b>11-105 135-15</b> (701 269)	Set screw for the cap of No. 91-021 680-91	<b>91-021 105-05</b>	Looper shaft bearing
<b>11-105 180-15</b> (701 286)	Binding screw for Nos. 91-021 116-92; 91-021 187-12	<b>91-021 106-45</b>	Looper shaft bearing bracket
<b>11-170 172-15</b> (701 260)	Fastening screw for No. 91-021 586-15	<b>91-021 108-05</b>	Looper shaft
<b>* 11-174 175-15</b> (701 358)	Binding screw for No. 91-066 791-05	<b>91-021 114-05</b>	Looper vibrator shaft
<b>11-265 133-15</b> (700 172)	Fastening screw for No. 91-021 102-05	<b>91-021 115-05</b>	Loop spreader and looper vibrator shaft bushing
<b>11-314 277-15</b> (700 152)	Fastening screw for Nos. 91-021 115-05; 91-021 121-92	<b>91-021 116-92</b>	Looper vibrator shaft crank, rear, w/ binding screw No. 11-105 180-15
<b>11-314 280-15</b> (700 150)	Fastening screw for No. 91-021 115-05	<b>91-021 120-05</b>	Loop spreader shaft
<b>12-024 171-15</b> (101 501)	Nut for No. 91-021 593-11	<b>91-021 121-92</b>	Loop spreader cam, w/ set screws No. 11-314 277-15
<b>12-024 211-15</b> (701 563)	Nut for No. 91-700 988-15	<b>91-021 122-15</b>	Loop spreader cam lever for Nos. 91-021 120-05; 91-021 121-92
<b>91-000 218-15</b>	Fastening screw for No. 91-066 792-05	<b>91-021 123-05</b>	Tension spring for Nos. 91-021 122-15; 91-021 262-41
<b>91-000 317-15</b>	Fastening screw for No. 91-013 790-41 and hinge screw for No. 91-013 795-45	<b>91-021 124-15</b>	Spring suspension bracket for Nos. 91-021 122-15; 91-021 123-05
<b>91-000 571-15</b>	Wing screw for No. 91-013 795-45	<b>91-021 186-05</b>	Looper shaft bushing
<b>91-000 624-15</b>	Fastening screw for Nos. 91-019 853-12; 91-102 023-11	<b>91-021 187-12</b>	Looper vibrator shaft crank, front, w/ No. 11-105 180-15 Binding screw No. 91-700 785-15 Set screw
<b>91-000 680-15</b>	Fastening screw, pointed, for No. 91-009 432-90	<b>91-021 197-45</b>	Bearing bracket for No. 91-020 273-45
<b>91-000 689-15</b>	Fastening screw, blunt, for No. 91-009 432-90	<b>91-021 202-05</b>	Pressure spring for No. 91-020 273-45
<b>91-001 283-15</b>	Fastening screw for No. 91-106 272-12	<b>91-021 262-41</b>	Cylinder arm cap
<b>91-001 299-15</b>	Fastening screw for No. 91-102 023-11	<b>91-021 283-05</b>	Tension spring for No. 91-021 593-11
<b>91-009 432-90</b>	Bevel gear assembly, w/ No. 91-000 680-15 Set screw, pointed No. 91-000 689-15 Set screw, blunt	<b>91-021 306-91</b>	Starting lever, complete, consisting of Nos. 12-024 211-15; 91-011 126-05; 91-020 273-45; 91-021 197-45; 91-700 297-15; 91-700 988-15
<b>91-011 126-05</b>	Starting lever hinge stud for No. 91-020 273-45	<b>91-021 318-91</b>	Looper shaft bearing bracket, complete, consisting of Nos. 91-020 086-15; 91-021 105-05; 91-021 106-45; 91-700 323-15
<b>91-013 790-41</b>	Hinge, connecting machine arm, and base	<b>91-021 536-05</b>	Chainstitch looper
<b>91-013 795-45</b>	Catch for cylinder bed	<b>91-021 586-15</b>	Bearing plate for No. 91-021 587-15
<b>91-019 853-12</b>	Set collar, w/ set screws No. 91-000 624-15, for Nos. 91-021 108-05; 91-021 114-05; 91-021 120-05	<b>91-021 587-15</b>	Knife carrier
<b>91-020 086-15</b>	Washer for No. 91-700 323-15	<b>91-021 588-05</b>	Thread trimming knife
<b>91-020 273-45</b>	Starting lever	<b>91-021 593-11</b>	Knife bar
<b>91-020 353-91</b>	Ball joint for Nos. 91-021 590-11 (see section II/3); 91-021 593-11	<b>91-021 680-91</b>	Connecting link, w/ set screws No. 11-105 135-15 for Nos. 91-021 108-05; 91-021 187-12
<b>21-020 490-15</b>	Spring suspension plate for No. 91-021 283-05	<b>91-025 016-05</b>	Hinge pin for No. 91-021 262-41
		<b>91-028 007-15</b>	Washer for No. 91-020 353-91
		<b>91-066 790-91</b>	Loop spreader, complete, consisting of Nos. 11-174 175-15; 91-000 218-15; 91-066 791-05; 91-066 792-05

\* See obsolete parts on section VIII

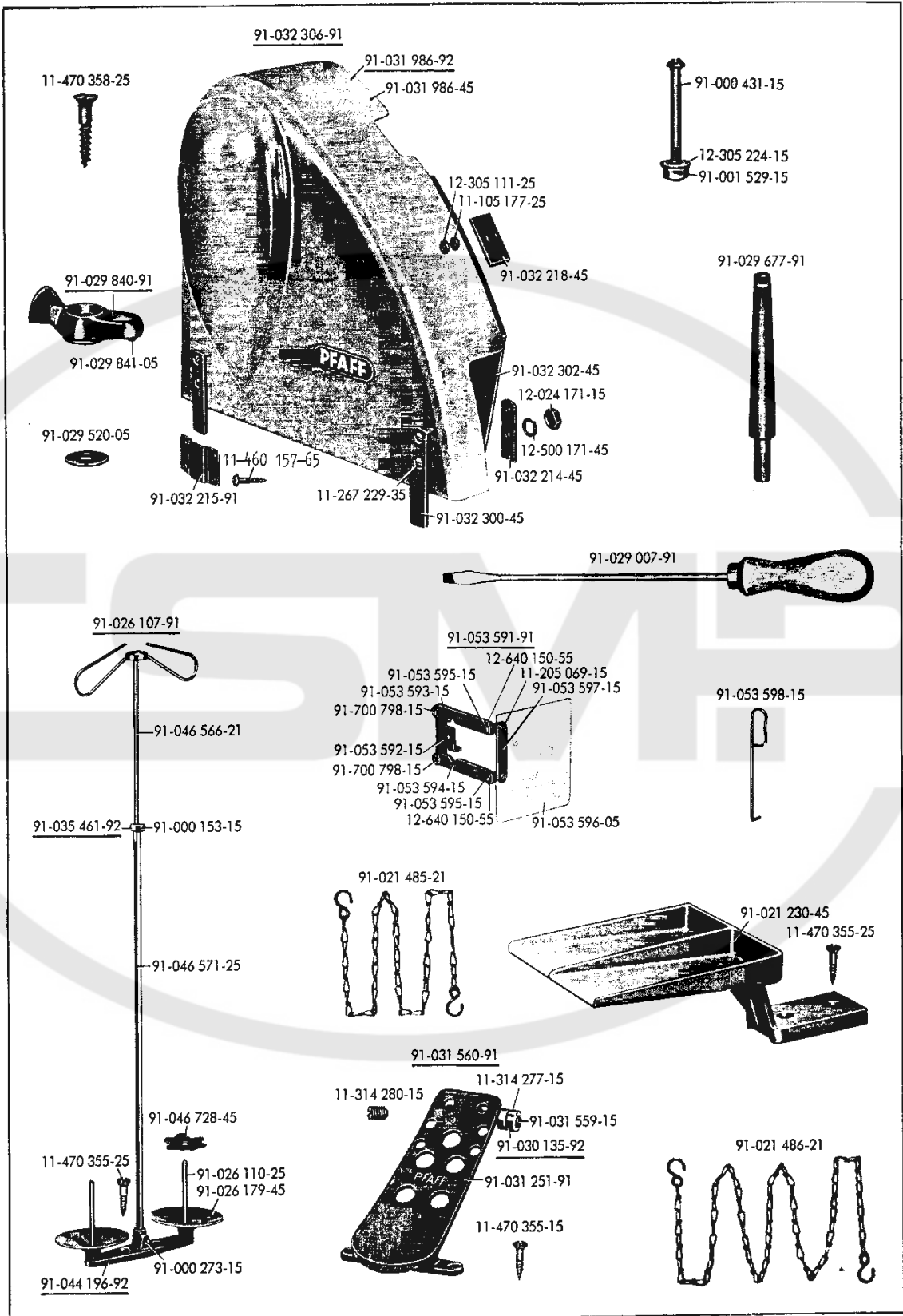
* 91-066 791-05	Loop spreader
* 91-066 792-05	Loop spreader point for No. 91-066 790-91
* 91-100 231-15	Hinge screw for No. 91-021 587-15
<u>91-102 023-11</u>	Set collar, w/ set screw No. 91-000 624-15 and No. 91-001 299-15 for No. 91-021 108-05
<u>91-106 272-12</u>	Set collar, w/ set screws No. 91-001 283-15 for No. 91-021 108-05
91-700 073-15	Fastening screw for No. 91-021 124-15
91-700 087-15	Fastening screw for No. 91-021 124-15
91-700 288-15	Fastening screw for No. 91-021 588-05
91-700 297-15	Fastening screw for No. 91-020 273-45
91-700 323-15	Fastening screw for No. 91-021 105-05
91-700 785-15	Fastening screw for No. 91-021 187-12
91-700 798-15	Hinge screw for No. 91-021 593-11
91-700 809-15	Fastening screw for Nos. 91-021 106-45; 91-021 197-45
91-700 926-15	Binding screw for No. 91-021 122-15 and fastening screw for No. 91-021 124-15
91-700 987-15	Guide screw for No. 91-021 202-05
91-700 988-15	Set screw for No. 91-020 273-45
91-021 198-45	Machine base (not ill.)

**V**

**Accessory Parts**

**CSMP**



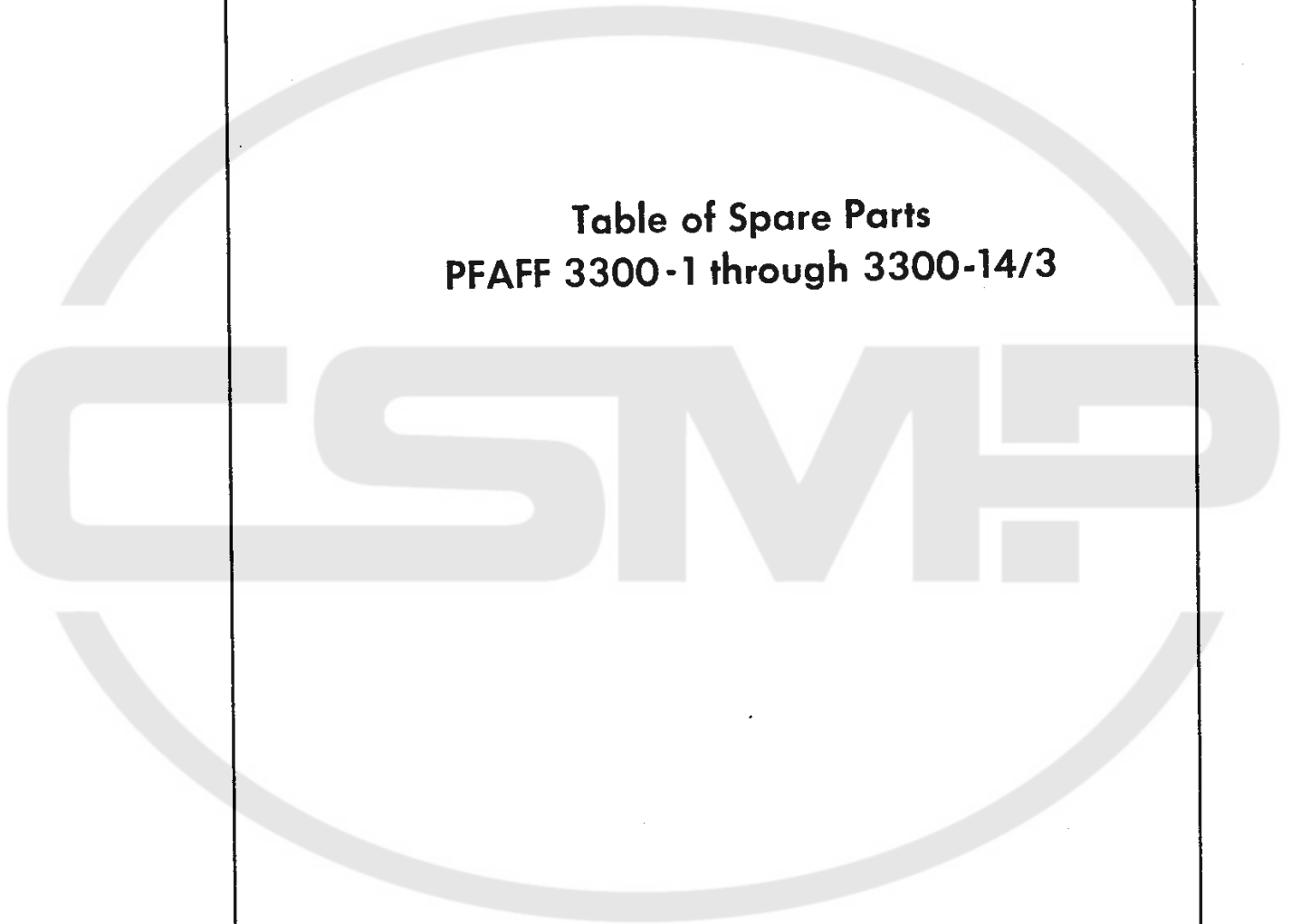


<b>11-105 177-25</b> (701 363)	Fastening screw for No. 91-032 302-45	<b>91-031 251-91</b>	Treadle
<b>11-205 069-15</b> (701 195)	Fastening screw for Nos. 91-053 596-05; 91-053 597-15	<b>91-031 559-15</b>	Chain suspension stud for No. 91-031 560-91
<b>11-267 229-35</b> (700 772)	Fastening screw for No. 91-032 300-45	<b>91-031 560-91</b>	Treadle, complete, consisting of Nos. 11-314 280-15; 91-030 135-92; 91-031 251-91; 91-031 559-15
<b>11-314 277-15</b> (700 152)	Fastening screw for No. 91-030 135-92	<b>* 91-031 986-45</b>	Belt guard
<b>11-314 280-15</b> (700 150)	Fastening screw for No. 91-031 559-15	<b>* 91-031 986-92</b>	Belt guard, complete, for No. 91-032 306-91, consisting of Nos. 11-267 229-35; 12-024 171-15; 12-500 171-45; 91-031 986-45; 91-032 214-45; 91-032 300-45
<b>11-460 109-25</b> (1 435)	Wood screw for No. 91-032 215-91	<b>91-032 214-45</b>	Washer for No. 91-031 986-45
<b>11-470 355-15</b> (1 417)	Wood screw for No. 91-031 560-91	<b>91-032 215-91</b>	Position strap bracket, w/ position spring for No. 91-031 986-92
<b>11-470 355-25</b> (1 417)	Wood screw for Nos. 91-021 230-45; 91-026 107-91	<b>91-032 218-45</b>	Support for No. 91-032 302-45
<b>11-470 358-25</b> (1 418)	Wood screw for No. 91-029 840-91	<b>* 91-032 306-91</b>	Belt guard, complete, consisting of Nos. 11-105 177-25; 11-460 109-25; 11-470 358-25; 12-305 111-25; 91-029 520-05; 91-029 840-91; 91-031 986-92; 91-032 215-91; 91-032 218-45; 91-032 302-45
<b>12-024 171-15</b> (101 501)	Nut for No. 11-267 229-35	<b>* 91-032 300-45</b>	Position strap for No. 91-031 986-45
<b>12-305 111-25</b> (69 047)	Washer for No. 11-105 177-25	<b>* 91-032 302-45</b>	Cover plate for No. 91-031 986-45
<b>12-305 224-15</b> (28 043)	Washer for No. 91-001 529-15	<b>91-035 461-92</b>	Set collar, w/ set screw No. 91-000 153-15, for No. 91-046 571-25
<b>12-500 171-45</b> (98 929)	Spring washer for No. 12-024 171-15	<b>91-044 196-92</b>	Thread unwinder base, w/ set screw No. 91-000 273-15
<b>12-640 150-55</b> (20 565)	Slip washer for Nos. 91-053 593-15; 91-053 594-15	<b>91-046 566-21</b>	Thread guide for No. 91-046 571-25
<b>91-000 153-15</b>	Fastening screw for No. 91-035 461-92	<b>91-046 571-25</b>	Spool rest rod
<b>91-000 273-15</b>	Fastening screw for No. 91-044 196-92	<b>91-046 728-45</b>	Spool pin washer (felt) for No. 91-026 110-25
<b>91-000 431-15</b>	Cup-head bolt for machine base	<b>91-053 591-91</b>	Eye guard, complete, consisting of Nos. 11-205 069-15; 12-640 150-55; 91-053 592-15; 91-053 593-15; 91-053 594-15; 91-053 595-15; 91-053 596-05; 91-053 597-15; 91-700 798-15
<b>91-001 529-15</b>	Nut for No. 91-000 431-15	<b>91-053 592-15</b>	Bracket for No. 91-053 591-91
<b>91-021 230-45</b>	Button tray	<b>91-053 593-15</b>	Carrying arm, upper, for No. 91-053 591-91
<b>91-021 485-21</b>	Chain (700 mm long) for No. 91-020 273-45 (see section IV)	<b>91-053 594-15</b>	Carrying arm, lower, for No. 91-053 591-91
<b>91-021 486-21</b>	Chain (950 mm long) for No. 91-021 012-45 (see section II/3)	<b>91-053 595-15</b>	Hinge stud for Nos. 91-053 593-15; 91-053 594-15
<b>91-026 107-91</b>	Thread unwinder, complete, consisting of Nos. 91-026 110-25; 91-026 179-45; 91-035 461-92; 91-044 196-92; 91-046 566-21; 91-046 571-25; 91-046 728-45	<b>91-053 596-05</b>	Perspex eye guard for No. 91-053 591-91
<b>91-026 110-25</b>	Spool pin	<b>91-053 597-15</b>	Reinforcing bar for No. 91-053 596-05
<b>91-026 179-45</b>	Spool disc	<b>91-053 598-15</b>	Suspension wire for No. 91-053 591-91
<b>91-029 007-91</b>	Screwdriver	<b>91-700 798-15</b>	Hinge screw for Nos. 91-053 593-15; 91-053 594-15
<b>91-029 520-05</b>	Washer for No. 91-029 840-91		
<b>91-029 677-91</b>	Machine rest		
<b>91-029 840-91</b>	Catch, w/ leather No. 91-029 841-05		
<b>91-029 841-05</b>	Leather for No. 91-029 840-91		
<b>91-030 135-92</b>	Set collar, w/ set screw No. 11-314 277-15, for No. 91-031 559-15		

\* See obsolete parts on section VIII

**VI/1**

**Table of Spare Parts  
PFAFF 3300-1 through 3300-14/3**



Note: Orders for button clamps should be accompanied by buttons, labels, umbrella tips, etc. for testing purposes.

	Part Name	Part Number in Subcl.		
		-1	-2	-3
1	Face cover, complete	91-021 609-91	91-021 609-91	91-021 609-91
2	Face cover	* 91-021 610-91	* 91-021 610-91	* 91-021 610-91
3	Thread retainer, complete	91-023 185-91	91-023 185-91	91-023 185-91
4	Needle bar frame, complete	91-021 309-91	91-021 309-91	91-021 309-91
5	Needle bar frame	91-015 439-45	91-015 439-45	91-015 439-45
6	Needle bar, complete	91-023 591-91	91-023 591-91	91-023 591-91
7	Needle bar connecting link, complete	91-021 310-91	91-021 310-91	91-021 310-91
8	Take-up crank	91-021 008-05	91-021 008-05	91-021 008-05
9	Thread wiper, complete	91-021 311-91	91-021 311-91	91-021 311-91
10	Thread wiper wire bracket	91-021 146-25	91-021 146-25	91-021 146-25
11	Thread wiper wire	91-022 104-05	91-022 104-05	91-022 104-05
12	Feed cam, w/ tripping segments and set screws	91-021 026-91	91-021 173-91	91-021 482-91
13	Stop and thread nipper tripping segments	91-021 030-15	91-021 030-15	91-021 030-15
14	Worm gear assembly, w/ set screws	91-024 732-90	91-024 732-90	91-124 391-90
15	Regulator lever bearing bracket	91-021 060-91	91-021 060-91	91-021 060-91
16	Button feed regulator	91-022 471-45	91-022 471-45	91-022 471-45
17	Bight regulator	91-021 069-45	91-021 069-45	91-021 069-45
18	Roller for button feed and bight regulators	<sup>2)</sup> 91-021 065-04	<sup>2)</sup> 91-021 065-04	<sup>2)</sup> 91-021 065-04
19	Roller stud for button feed regulator	91-021 064-05	91-021 064-05	91-021 064-05
20	Roller stud for bight regulator	91-021 071-05	91-021 071-05	91-021 071-05
21	Ball joint connection, w/ ball joint, ball screw stud, for needle bar frame and looper vibrating shaft	* 91-021 679-91	* 91-021 679-91	* 91-021 679-91
22	Thread pull-off wire, rear	91-021 054-45	91-021 054-45	91-021 054-45
23	Locking lever	91-021 013-45	91-021 013-45	91-021 013-45
24	Stop bracket for lifting lever	91-021 014-15	91-021 014-15	91-021 014-15
25	Loop spreader cam, w/ set screws	91-021 121-92	91-021 121-92	91-021 121-92
26	Set collar, w/ set screws, for looper shaft	91-102 023-11	91-102 023-11	91-102 023-11
27	Knife carrier	91-021 587-15	91-021 587-15	91-021 587-15
28	Hinge screw for knife carrier	91-100 231-15	91-100 231-15	91-100 231-15
29	Bearing plate for knife carrier	91-021 586-15	91-021 586-15	91-021 586-15
30	Bearing bushing for knife carrier			
31	Feed plate carrier bar	91-021 149-11	91-021 149-11	91-021 149-11
32	Feed plate	91-021 152-44xa	91-021 152-44xa	91-021 152-44xa
33	Stay button holder			
34	Set screw for feed plate	91-700 770-15	91-700 770-15	91-700 770-15
35	Needle plate	<sup>2)</sup> 91-048 961-04	<sup>2)</sup> 91-048 961-04	<sup>2)</sup> 91-048 961-04
36	Cylinder arm cap	91-021 262-41	91-021 262-41	91-021 262-41
37	Button clamp stop			
38	Button clamp, complete	91-021 207-91	91-021 207-91	91-021 207-91
39	Work clamp, complete			
40	Blindstitch guide, complete			
41	Button sewing foot			
42	Spreader			
43	Set screw for spreader			
44	Button clamp bearing bracket, stationary	91-021 157-45	91-021 157-45	91-021 157-45
45	Button clamp bearing bracket, moving	91-021 153-45	91-021 153-45	91-021 153-45
46	Button holder			
47	Slide guide			
48	Blindstitch guide			

1) Table of Parts for the Subclasses of the Pfaff 3300  
(For all other parts please refer to Sections I to V)

\* See obsolete parts on section VIII

	Part Number in Subcl.						
	- 4/1	- 4 2	- 5	- 6	- 7	- 8	- 9/1
1	91-021 609-91	91-021 609-91	91-021 609-91	91-021 609-91	91-021 609-91	91-021 609-91	91-021 618-91
2	* 91-021 610-91	* 91-021 610-91	* 91-021 610-91	* 91-021 610-91	* 91-021 610-91	* 91-021 610-91	* 91-021 619-91
3	91-023 185-91	91-023 185-91	91-023 185-91	91-023 185-91	91-023 185-91	91-023 185-91	
4	91-021 309-91	91-021 309-91	91-021 309-91	91-021 309-91	91-021 309-91	91-021 309-91	91-021 387-91
5	91-015 439-45	91-015 439-45	91-015 439-45	91-015 439-45	91-015 439-45	91-015 439-45	91-021 248-45
6	91-023 591-91	91-023 591-91	91-023 591-91	91-023 591-91	91-023 591-91	91-023 591-91	91-721 247-92
7	91-021 310-91	91-021 310-91	91-021 310-91	91-021 310-91	91-021 310-91	91-021 310-91	91-021 310-91
8	91-021 008-05	91-021 008-05	91-021 008-05	91-021 008-05	91-021 008-05	91-021 008-05	91-021 008-05
9	91-021 311-91	91-021 311-91	91-021 311-91	91-021 311-91	91-021 311-91	91-021 311-91	91-021 654-91
10	91-021 146-25	91-021 146-25	91-021 146-25	91-021 146-25	91-021 146-25	91-021 146-25	91-021 146-25
11	91-022 104-05	91-022 104-05	91-022 104-05	91-022 104-05	91-022 104-05	91-022 104-05	91-021 529-05
12	91-021 245-91	91-021 483-91	91-023 178-91	91-021 231-91	91-021 243-91	91-023 178-91	91-021 329-91
13	91-021 030-15	91-021 030-15	91-021 030-15	91-021 030-15	91-021 030-15	91-021 030-15	91-021 030-15
14	91-024 732-90	91-024 732-90	91-066 675-90	91-124 391-90	91-024 732-90	91-066 675-90	91-124 577-90
15	91-021 060-91	91-021 060-91	91-021 060-91	91-021 060-91	91-021 060-91	91-021 060-91	91-021 060-91
16	91-022 471-45	91-022 471-45	91-022 471-45	91-022 471-45	91-022 471-45	91-022 471-45	91-022 471-45
17	91-021 069-45	91-021 069-45	91-021 069-45	91-021 069-45	91-021 069-45	91-021 069-45	91-021 069-45
18	<sup>2)</sup> 91-021 065-04	<sup>2)</sup> 91-021 065-04	<sup>2)</sup> 91-021 065-04	<sup>2)</sup> 91-021 065-04	<sup>2)</sup> 91-021 065-04	<sup>2)</sup> 91-021 065-04	<sup>2)</sup> 91-021 065-04
19	91-021 064-05	91-021 064-05	91-021 064-05	91-021 064-05	91-021 064-05	91-021 064-05	91-021 064-05
20	91-021 071-05	91-021 071-05	91-021 071-05	91-021 071-05	91-021 071-05	91-021 071-05	91-021 071-05
21	* 91-021 679-91	* 91-021 679-91	* 91-021 679-91	* 91-021 679-91	* 91-021 679-91	* 91-021 679-91	* 91-021 679-91
22	91-021 054-45	91-021 054-45	91-021 054-45	91-021 054-45	91-021 054-45	91-021 054-45	91-021 054-45
23	91-021 013-45	91-021 013-45	91-021 013-45	91-021 013-45	91-021 013-45	91-021 013-45	91-021 013-45
24	91-021 014-15	91-021 014-15	91-021 014-15	91-021 014-15	91-021 014-15	91-021 014-15	91-021 014-15
25	91-021 121-92	91-021 121-92	91-021 121-92	91-021 121-92	91-021 121-92	91-021 121-92	91-021 261-92
26	91-102 023-11	91-102 023-11	91-102 023-11	91-102 023-11	91-102 023-11	91-102 023-11	91-021 627-11
27	91-021 587-15	91-021 587-15	91-021 587-15	91-021 587-15	91-021 587-15	91-021 587-15	91-021 587-15
28	91-100 231-15	91-100 231-15	91-100 231-15	91-100 231-15	91-100 231-15	91-100 231-15	91-100 231-15
29	91-021 586-15	91-021 586-15	91-021 586-15	91-021 586-15	91-021 586-15	91-021 586-15	91-021 586-15
30							
31	91-021 149-11	91-021 149-11	91-021 149-11	91-021 149-11	91-021 149-11	91-021 149-11	91-021 149-11
32	91-021 152-44xa	91-021 152-44xa	91-021 152-44xa	91-021 152-44xa	91-021 152-44xa	91-021 152-44xa	
33							
34	91-700 770-15	91-700 770-15	91-700 770-15	91-700 770-15	91-700 770-15	91-700 770-15	
35	<sup>2)</sup> 91-048 961-04	<sup>2)</sup> 91-048 961-04	<sup>2)</sup> 91-048 961-04	<sup>2)</sup> 91-048 961-04	<sup>2)</sup> 91-048 961-04	<sup>2)</sup> 91-048 961-04	<sup>2)</sup> 91-048 877-04
36	91-021 262-41	91-021 262-41	91-021 262-41	91-021 262-41	91-021 262-41	91-021 262-41	91-021 338-41
37							
38	91-021 203-91	91-021 203-91	91-021 203-91	91-021 215-91	91-021 215-91	91-021 215-91	
39							91-021 526-21
40							
41							
42							
43							
44	91-021 157-45	91-021 157-45	91-021 157-45	91-021 157-45	91-021 157-45	91-021 157-45	91-021 157-45
45	91-021 153-45	91-021 153-45	91-021 153-45	91-021 153-45	91-021 153-45	91-021 153-45	91-021 153-45
46							
47							
48		91-021 241-91					

<sup>1)</sup> To convert a machine to another subclass, compare the parts of both subclasses listed in this table and order all parts which differ.  
<sup>2)</sup> Orders should specify the number of dots on the face: 1x = 12.70 mm dia.; 2x = 12.72 mm dia.; 3x = 12.74 mm dia.; 4x = 12.76 mm dia.  
 a = cutout size  
<sup>3)</sup> State type desired on order.

1) Table of Parts for the Subclasses of the Pfaff 3300

(For all other parts please refer to Sections I to V)

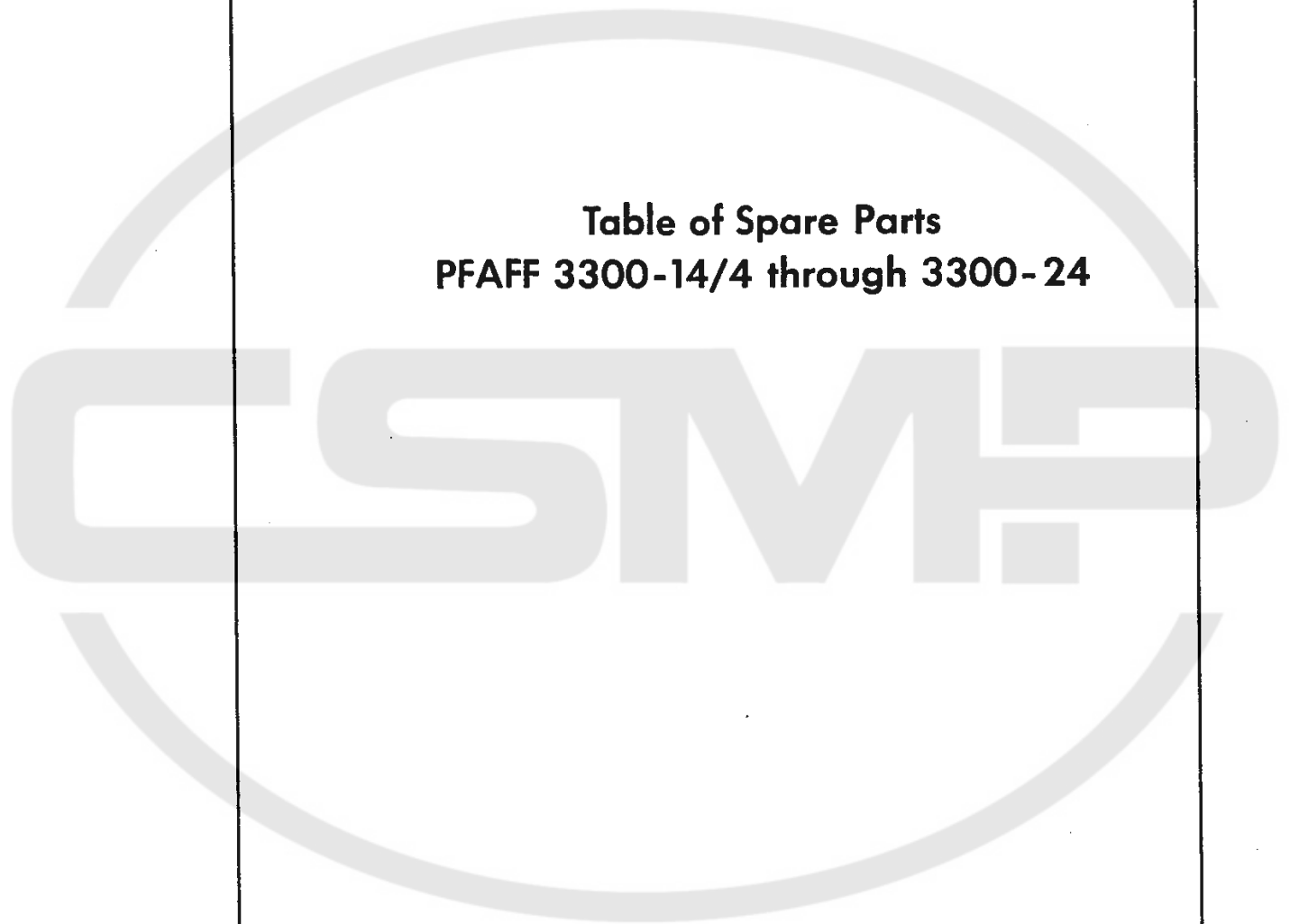
\* See obsolete parts on section VIII

	Part Number in Subcl.						
	- 9/2	- 10	- 11	- 13	- 14 1	- 14/2	- 14 3
1	91-021 618-91	91-021 609-91	91-021 609-91	91-021 609-91	91-021 618-91	91-021 618-91	91-021 618-91
2	* 91-021 619-91	* 91-021 610-91	* 91-021 610-91	* 91-021 610-91	* 91-021 619-91	* 91-021 619-91	* 91-021 619-91
3		91-023 185-91	91-023 185-91	91-023 185-91			
4	91-021 387-91	91-021 309-91	91-021 309-91	91-021 309-91	91-021 387-91	91-021 387-91	91-021 387-91
5	91-021 248-45	91-015 439-45	91-015 439-45	91-015 439-45	91-021 248-45	91-021 248-45	91-021 248-45
6	91-721 247-92	91-023 591-91	91-023 591-91	91-023 591-91	91-721 247-92	91-721 247-92	91-721 247-92
7	91-021 310-91	91-021 310-91	91-021 310-91	91-021 310-91	91-021 310-91	91-021 310-91	91-021 310-91
8	91-021 008-05	91-021 008-05	91-021 008-05	91-021 008-05	91-021 008-05	91-021 008-05	91-021 008-05
9	91-021 654-91	91-021 311-91	91-021 311-91	91-021 311-91			
10	91-021 146-25	91-021 146-25	91-021 146-25	91-021 146-25			
11	91-021 529-05	91-022 104-05	91-022 104-05	91-022 104-05			
12	91-021 329-91	91-021 171-91	91-023 178-91	91-023 081-91	91-021 475-91	91-021 476-91	91-021 231-91
13	91-021 030-15	91-021 030-15	91-021 030-15	91-021 030-15	91-021 030-15	91-021 030-15	91-021 030-15
14	91-124 577-90	91-124 577-90	91-066 675-90	91-124 584-90	91-066 675-90	91-024 732-90	91-124 391-90
15	91-021 060-91	91-021 060-91	91-021 060-91	91-021 060-91	91-021 060-91	91-021 060-91	91-021 060-91
16	91-022 471-45	91-022 471-45	91-022 471-45	91-022 471-45	91-022 471-45	91-022 471-45	91-022 471-45
17	91-021 069-45	91-021 069-45	91-021 069-45	91-021 069-45	91-021 069-45	91-021 069-45	91-021 069-45
18	<sup>2)</sup> 91-021 065-04	<sup>2)</sup> 91-021 065-04	<sup>2)</sup> 91-021 065-04	<sup>2)</sup> 91-021 065-04	<sup>2)</sup> 91-021 065-04	<sup>2)</sup> 91-021 065-04	<sup>2)</sup> 91-021 064-04
19	91-021 064-05	91-021 064-05	91-021 064-05	91-021 064-05	91-021 064-05	91-021 064-05	91-021 064-05
20	91-021 071-05	91-021 071-05	91-021 071-05	91-021 071-05	91-021 071-05	91-021 071-05	91-021 071-05
21	* 91-021 679-91	* 91-021 679-91	* 91-021 679-91	* 91-021 679-91	* 91-021 679-91	* 91-021 679-91	* 91-021 679-91
22	91-021 054-45	91-021 054-45	91-021 054-45	91-021 054-45	91-021 054-45	91-021 054-45	91-021 054-45
23	91-021 013-45	91-021 013-45	91-021 013-45	91-021 013-45	91-021 013-45	91-021 013-45	91-021 013-45
24	91-021 014-15	91-021 014-15	91-021 014-15	91-021 014-15	91-021 014-15	91-021 014-15	91-021 014-15
25	91-021 261-92	91-021 261-92	91-021 261-92	91-021 121-92	91-021 121-92	91-021 121-92	91-021 121-92
26	91-021 627-11	91-021 627-11	91-021 627-11	91-102 023-11	91-102 023-11	91-102 023-11	91-102 023-11
27	91-021 587-15	91-021 587-15	91-021 587-15	91-021 587-15	91-021 587-15	91-021 587-15	91-021 587-15
28	91-100 231-15	91-100 231-15	91-100 231-15	91-100 231-15	91-100 231-15	91-100 231-15	91-100 231-15
29	91-021 586-15	91-021 586-15	91-021 586-15	91-021 586-15	91-021 586-15	91-021 586-15	91-021 586-15
30							
31	91-021 149-11	91-021 149-11	91-021 149-11	91-021 149-11	91-021 149-11	91-021 149-11	91-021 149-11
32		91-021 152-44xa	91-021 152-44xa	91-021 152-44xa			
33							
34		91-700 770-15	91-700 770-15	91-700 770-15			
35	<sup>2)</sup> 91-048 877-04	<sup>2)</sup> 91-048 961-04	<sup>2)</sup> 91-048 961-04	<sup>2)</sup> 91-048 961-04	<sup>2)</sup> 91-048 968-04	<sup>2)</sup> 91-048 968-04	<sup>2)</sup> 91-048 968-04
36	91-021 338-41	91-021 262-41	91-021 262-41	91-021 262-41	91-021 262-41	91-021 262-41	91-021 262-41
37					91-021 146-25	91-021 146-25	91-021 146-25
38		91-021 257-91	91-021 257-91	91-021 484-91	91-021 225-91	91-021 225-91	91-021 225-91
39	91-021 753-93						
40							
41							
42							
43							
44	91-021 157-45	91-021 157-45	91-021 157-45	91-021 157-45	91-021 157-45	91-021 157-45	91-021 157-45
45	91-021 153-45	91-021 153-45	91-021 153-45	91-021 153-45	91-021 153-45	91-021 153-45	91-021 153-45
46							
47							
48							

30 a) To convert a machine to another subclass compare the parts of both subclasses listed in this table and order all parts which differ.  
 b) Orders should specify the number of dots on the face: 1x = 12.70 mm dia.; 2x = 12.72 mm dia.; 3x = 12.74 mm dia.; 4x = 12.76 mm dia.  
 a = cutout size  
 State type desired on order

**VI/2**

**Table of Spare Parts  
PFAFF 3300-14/4 through 3300-24**



Note: Orders for button clamps should be accompanied by buttons, labels, umbrella tips, etc. for testing purposes.

	Part Name	Part Number in Subcl.		
		-14.4	-15.1	-15.2
1	Face cover, complete	91-021 618-91	91-021 618-91	91-021 618-91
2	Face cover	* 91-021 619-91	* 91-021 619-91	* 91-021 619-91
3	Thread retainer, complete			
4	Needle bar frame, complete	91-021 387-91	91-021 387-91	91-021 387-91
5	Needle bar frame	91-021 248-45	91-021 248-45	91-021 248-45
6	Needle bar, complete	91-721 247-92	91-721 247-92	91-721 247-92
7	Needle bar connecting link, complete	91-021 310-91	91-021 310-91	91-021 310-91
8	Take-up crank	91-021 008-05	91-021 008-05	91-021 008-05
9	Thread wiper, complete			
10	Thread wiper wire bracket			
11	Thread wiper wire			
12	Feed cam, w/ tripping segments and set screws	91-021 474-91	91-021 475-91	91-021 476-91
13	Stop and thread ripper tripping segments	91-021 030-15	91-021 030-15	91-021 030-15
14	Worm gear assembly, w/ set screws	91-066 675-90	91-066 675-90	91-024 732-90
15	Regulator lever bearing bracket	91-021 060-91	91-021 060-91	91-021 060-91
16	Button feed regulator	91-022 471-45	91-022 471-45	91-022 471-45
17	Bight regulator	91-021 069-45	91-021 069-45	91-021 069-45
18	Roller for button feed and bight regulators	<sup>1)</sup> 91-021 065-04	<sup>1)</sup> 91-021 065-04	<sup>1)</sup> 91-021 065-04
19	Roller stud for button feed regulator	91-021 064-05	91-021 064-05	91-021 064-05
20	Roller stud for bight regulator	91-021 071-05	91-021 071-05	91-021 071-05
21	Ball joint connection, w/ ball joint, ball screw stud, for needle bar frame and looper vibrating shaft	* 91-021 679-91	* 91-021 679-91	* 91-021 679-91
22	Thread pull-off wire, rear	91-021 054-45	91-021 054-45	91-021 054-45
23	Locking lever	91-021 013-45	91-021 013-45	91-021 013-45
24	Stop bracket for lifting lever	91-021 014-15	91-021 014-15	91-021 014-15
25	Loop spreader cam, w/ set screws	91-021 121-92	91-021 121-92	91-021 121-92
26	Set collar, w/ set screws, for looper shaft	91-102 023-11	91-102 023-11	91-102 023-11
27	Knife carrier	91-021 587-15	91-021 587-15	91-021 587-15
28	Hinge screw for knife carrier	91-100 231-15	91-100 231-15	91-100 231-15
29	Bearing plate for knife carrier	91-021 586-15	91-021 586-15	91-021 586-15
30	Bearing bushing for knife carrier			
31	Feed plate carrier bar	91-021 149-11	91-021 149-11	91-021 149-11
32	Feed plate			
33	Stay button holder			
34	Set screw for feed plate			
35	Needle plate	<sup>1)</sup> 91-048 968-04	<sup>1)</sup> 91-048 962-93	<sup>1)</sup> 91-048 962-93
36	Cylinder arm cap	91-021 262-41	91-021 262-41	91-021 262-41
37	Button clamp stop	91-021 146-25	91-021 302-35	91-021 302-35
38	Button clamp, complete	91-021 225-91	91-021 537-91	91-021 537-91
39	Work clamp, complete			
40	Blindstitch guide, complete			
41	Button sewing foot			
42	Spreader			
43	Set screw for spreader			
44	Button clamp bearing bracket, stationary	91-021 157-45	91-021 157-45	91-021 157-45
45	Button clamp bearing bracket, moving	91-021 153-45	91-021 153-45	91-021 153-45
46	Button holder		<sup>1)</sup> 91-021 559-05 <sup>1)</sup> 91-021 560-05	<sup>1)</sup> 91-021 559-05 <sup>1)</sup> 91-021 560-05
47	Slide guide			
48	Slide Blindstitch guide			

31 a

<sup>1)</sup> To convert a machine to another subclass, compare the parts of both subclasses listed in this table and order all parts which differ.  
<sup>2)</sup> Orders should specify the number of dots on the face: 1x = 12.70 mm dia.; 2x = 12.72 mm dia.; 3x = 12.74 mm dia.; 4x = 12.76 mm dia.  
<sup>3)</sup> State type desired on order.



### 1) Table of Parts for the Subclasses of the Pfaff 3300

(For all other parts please refer to Sections I to V)

\* See obsolete parts on section VIII

	Part Number in Subcl.						
	-15/3	-15/4	-16/1	-16/2	-16/3	-16/4	-17
1	91-021 618-91	91-021 618-91	91-021 618-91	91-021 618-91	91-021 618-91	91-021 618-91	91-021 618-91
2	*91-021 619-91	*91-021 619-91	*91-021 619-91	*91-021 619-91	*91-021 619-91	*91-021 619-91	*91-021 619-91
3							
4	91-021 387-91	91-021 387-91	91-021 387-91	91-021 387-91	91-021 387-91	91-021 387-91	91-021 387-91
5	91-021 248-45	91-021 248-45	91-021 248-45	91-021 248-45	91-021 248-45	91-021 248-45	91-021 248-45
6	91-721 247-92	91-721 247-92	91-721 247-92	91-721 247-92	91-721 247-92	91-721 247-92	91-721 247-92
7	91-021 310-91	91-021 310-91	91-021 310-91	91-021 310-91	91-021 310-91	91-021 310-91	91-021 310-91
8	91-021 008-05	91-021 008-05	91-021 008-05	91-021 008-05	91-021 008-05	91-021 008-05	91-021 008-05
9							91-021 393-91
10							91-021 394-25
11							91-022 104-05
12	91-021 231-91	91-021 474-91	91-021 475-91	91-021 476-91	91-021 231-91	91-021 474-91	91-023 177-91
13	91-021 030-15	91-021 030-15	91-021 030-15	91-021 030-15	91-021 030-15	91-021 030-15	91-021 030-15
14	91-124 391-90	91-066 675-90	91-066 675-90	91-024 732-90	91-124 391-90	91-066 675-90	91-066 675-90
15	91-021 060-91	91-021 060-91	91-021 060-91	91-021 060-91	91-021 060-91	91-021 060-91	91-022 413-91
16	91-022 471-45	91-022 471-45	91-022 471-45	91-022 471-45	91-022 471-45	91-022 471-45	91-022 461-45
17	91-021 069-45	91-021 069-45	91-021 431-45	91-021 431-45	91-021 431-45	91-021 431-45	91-021 069-45
18	<sup>2)</sup> 91-021 065-04	<sup>2)</sup> 91-021 065-04	<sup>2)</sup> 91-021 065-04	<sup>2)</sup> 91-021 065-04	<sup>2)</sup> 91-021 065-04	<sup>2)</sup> 91-021 065-04	<sup>2)</sup> 91-021 065-04
19	91-021 064-05	91-021 064-05	91-021 064-05	91-021 064-05	91-021 064-05	91-021 064-05	91-021 064-05
20	91-021 071-05	91-021 071-05	91-021 071-05	91-021 071-05	91-021 071-05	91-021 071-05	91-021 071-05
21	*91-021 679-91	*91-021 679-91	*91-021 681-91	*91-021 681-91	*91-021 681-91	*91-021 681-91	*91-021 679-91
22	91-021 054-45	91-021 054-45	91-021 054-45	91-021 054-45	91-021 054-45	91-021 054-45	91-021 390-45
23	91-021 013-45	91-021 013-45	91-021 013-45	91-021 013-45	91-021 013-45	91-021 013-45	91-021 392-45
24	91-021 014-15	91-021 014-15	91-021 014-15	91-021 014-15	91-021 014-15	91-021 014-15	91-023 158-15
25	91-021 121-92	91-021 121-92	91-021 121-92	91-021 121-92	91-021 121-92	91-021 121-92	91-021 121-92
26	91-102 023-11	91-102 023-11	91-102 023-11	91-102 023-11	91-102 023-11	91-102 023-11	91-102 023-11
27	91-021 587-15	91-021 587-15	91-021 587-15	91-021 587-15	91-021 587-15	91-021 587-15	91-021 599-15
28	91-100 231-15	91-100 231-15	91-100 231-15	91-100 231-15	91-100 231-15	91-100 231-15	91-100 232-15
29	91-021 586-15	91-021 586-15	91-021 586-15	91-021 586-15	91-021 586-15	91-021 586-15	
30							91-021 596-11
31	91-021 149-11	91-021 149-11	91-021 149-11	91-021 149-11	91-021 149-11	91-021 149-11	91-021 149-11
32							91-021 152-44xo
33							
34							91-700 770-15
35	<sup>2)</sup> 91-048 962-93	<sup>2)</sup> 91-048 962-93	<sup>2)</sup> 91-048 962-93	<sup>2)</sup> 91-048 962-93	<sup>2)</sup> 91-048 962-93	<sup>2)</sup> 91-048 962-93	<sup>2)</sup> 91-048 961-04
36	91-021 262-41	91-021 262-41	91-021 262-41	91-021 262-41	91-021 262-41	91-021 262-41	91-021 262-41
37	91-021 302-35	91-021 302-35	91-021 302-35	91-021 302-35	91-021 302-35	91-021 302-35	
38	91-021 537-91	91-021 537-91	91-021 410-91	91-021 410-91	91-021 410-91	91-021 410-91	91-023 135-91
39							
40							91-023 145-21
41							
42							
43							
44	91-021 157-45	91-021 157-45					91-021 157-45
45	91-021 153-45	91-021 153-45	91-021 303-45	91-021 303-45	91-021 303-45	91-021 303-45	91-021 153-45
46	<sup>1)</sup> 91-021 559-05 <sup>2)</sup> 91-021 560-05	<sup>1)</sup> 91-021 559-05 <sup>2)</sup> 91-021 560-05					
47							
48							

a = cutout size

<sup>1)</sup> Orders should be accompanied by sample buttons  
<sup>2)</sup> No. 91-700 873-25 Hinge screw for Blindstitch guide  
 No. 91-010 183-05 Pressure spring for No. 91-700 873-25

1) Table of Parts for the Subclasses of the Pfaff 3300

(For all other parts please refer to Sections I to V)


\* See obsolete parts on section VIII

	Part Number in Subcl.						
	-18	-19	-20	-21	-22	-23	-24
1	91-021 609-91	91-021 609-91	91-021 609-91	91-021 609-91	91-021 618-91	91-021 618-91	91-021 618-91
2	* 91-021 610-91	* 91-021 610-91	* 91-021 610-91	* 91-021 610-91	* 91-021 619-91	* 91-021 619-91	* 91-021 619-91
3	91-023 185-91	91-023 185-91	91-023 185-91	91-023 185-91			
4	91-021 309-91	91-021 309-91	91-021 309-91	91-021 309-91	91-021 387-91	91-021 387-91	91-021 387-91
5	91-015 439-45	91-015 439-45	91-015 439-45	91-015 439-45	91-021 248-45	91-021 248-45	91-021 248-45
6	91-023 591-91	91-023 591-91	91-023 591-91	91-023 591-91	91-721 247-92	91-721 247-92	91-721 247-92
7	91-021 310-91	91-021 310-91	91-021 310-91	91-021 310-91	91-021 310-91	91-021 310-91	91-021 310-91
8	91-021 008-05	91-021 008-05	91-021 008-05	91-021 008-05	91-021 008-05	91-021 008-05	91-021 008-05
9	91-021 311-91	91-021 311-91	91-021 311-91	91-021 311-91		91-021 311-91	91-021 311-91
10	91-021 146-25	91-021 146-25	91-021 146-25	91-021 146-25		91-021 146-25	91-021 146-25
11	91-022 104-05	91-022 104-05	91-022 104-05	91-022 104-05		91-022 104-05	91-022 104-05
12	91-021 267-91	91-021 245-91	91-021 172-91	91-021 435-91	91-021 474-91	91-023 072-91	91-021 472-91
13	91-021 030-15	91-021 030-15	91-021 237-15	91-021 030-15	91-021 030-15	91-021 494-15	91-021 030-15
14	91-124 584-90	91-024 732-90	91-024 732-90	91-124 908-90	91-066 675-90	91-124 584-90	91-124 584-90
15	91-021 060-91	91-021 060-91	91-021 060-91	91-021 060-91	91-021 060-91	91-021 060-91	91-021 060-91
16	91-022 471-45	91-022 471-45	91-022 471-45	91-022 471-45	91-022 471-45	91-022 471-45	91-022 471-45
17	91-021 069-45	91-021 069-45	91-021 069-45	91-021 069-45	91-021 069-45	91-021 069-45	91-021 069-45
18	1) 91-021 065-04	2) 91-021 065-04	3) 91-021 065-04	4) 91-021 065-04	5) 91-021 065-04	6) 91-021 065-04	7) 91-021 065-04
19	91-021 064-05	91-021 064-05	91-021 064-05	91-021 064-05	91-021 064-05	91-021 064-05	91-021 064-05
20	91-021 071-05	91-021 071-05	91-021 071-05	91-021 071-05	91-021 071-05	91-021 071-05	91-021 071-05
21	* 91-021 679-91	* 91-021 679-91	* 91-021 679-91	* 91-021 679-91	* 91-021 679-91	* 91-021 679-91	* 91-021 679-91
22	91-021 054-45	91-021 054-45	91-021 054-45	91-021 054-45	91-021 054-45	91-021 054-45	91-021 054-45
23	91-021 013-45	91-021 013-45	91-021 013-45	91-021 013-45	91-021 013-45	91-021 013-45	91-021 013-45
24	91-021 014-15	91-021 014-15	91-021 014-15	91-021 014-15	91-021 014-15	91-021 014-15	91-021 014-15
25	91-021 121-92	91-021 121-92	91-021 121-92	91-021 121-92	91-021 121-92	91-021 121-92	91-021 121-92
26	91-102 023-11	91-102 023-11	91-102 023-11	91-102 023-11	91-102 023-11	91-102 023-11	91-102 023-11
27	91-021 587-15	91-021 587-15	91-021 587-15	91-021 587-15	91-021 587-15	91-021 587-15	91-021 587-15
28	91-100 231-15	91-100 231-15	91-100 231-15	91-100 231-15	91-100 231-15	91-100 231-15	91-100 231-15
29	91-021 586-15	91-021 586-15	91-021 586-15	91-021 586-15	91-021 586-15	91-021 586-15	91-021 586-15
30							
31	91-021 149-11	91-021 149-11	91-021 149-11	91-021 149-11	91-021 149-11	91-021 149-11	91-021 149-11
32	91-021 152-44xa	91-021 152-44xa	91-021 239-45	91-021 152-44xa		91-021 239-45	91-021 152-44xa
33	91-021 209-35	91-021 209-35					
34	91-701 240-35	91-701 240-35	91-700 770-15	91-700 770-15		91-700 770-15	91-700 770-15
35	2) 91-048 961-04	3) 91-048 961-04	4) 91-048 961-04	5) 91-048 961-04	6) 91-048 964-93	7) 91-048 961-04	8) 91-048 961-04
36	91-021 262-41	91-021 262-41	91-021 262-41	91-023 150-41	91-021 262-41	91-021 262-41	91-021 262-41
37							
38	91-021 226-91	91-021 226-91		91-021 436-91			91-023 135-91
39			91-021 240-21			91-021 469-91	
40							91-023 145-21
41					91-049 528-21		
42					91-021 440-21		
43					11-172 169-25 (700 681)		
44	91-021 157-45	91-021 157-45	91-021 157-45	91-021 157-45		91-021 157-45	91-021 157-45
45	91-021 153-45	91-021 153-45	91-021 153-45	91-021 153-45		91-021 153-45	91-021 153-45
46							
47							
48							

32 a) 1) To convert a machine to another subclass, compare the parts of both subclasses listed in this table and order all parts which differ.  
 2) Orders should specify the number of dots on the face: 1x = 12.76 mm dia., 2x = 12.72 mm dia., 3x = 12.74 mm dia., 4x = 12.76 mm dia.  
 a = cutout size  
 3) State type desired on order

**VI/3**

**Table of Spare Parts  
PFAFF 3300-29/1 through 3300-115/4**



Note: Orders for button clamps should be accompanied by buttons, labels, umbrella tips, etc. for testing purposes.

	Part Name	Part Number in Subcl.		
		- 29.1	- 29.2	- 29.3
1	Face cover, complete	91-021 618-91	91-021 618-91	91-021 618-91
2	Face cover	* 91-021 619-91	* 91-021 619-91	* 91-021 619-91
3	Thread retainer, complete			
4	Needle bar frame, complete	91-021 650-91	91-021 650-91	91-021 650-91
5	Needle bar frame	91-021 649-45	91-021 649-45	91-021 649-45
6	Needle bar, complete	91-721 247-92	91-721 247-92	91-721 247-92
7	Needle bar connecting link, complete	91-021 655-91	91-021 655-91	91-021 655-91
8	Take-up crank	91-021 656-05	91-021 656-05	91-021 656-05
9	Thread wiper, complete			
10	Thread wiper wire bracket			
11	Thread wiper wire			
12	Feed cam, w/ tripping segments and set screws	91-021 660-91	91-021 329-91	91-021 660-91
13	Stop and thread nipper tripping segments	91-021 030-15	91-021 030-15	91-021 030-15
14	Worm gear assembly, w/ set screws	91-024 732-90	91-124 577-90	91-024 732-90
15	Regulator lever bearing bracket	91-021 060-91	91-021 060-91	91-021 060-91
16	Button feed regulator	91-022 471-45	91-022 471-45	91-022 471-45
17	Bight regulator	91-021 069-45	91-021 069-45	91-021 069-45
18	Roller for button feed and bight regulators	<sup>1)</sup> 91-022 702-04	<sup>2)</sup> 91-021 065-04	<sup>3)</sup> 91-022 702-04
19	Roller stud for button feed regulator	91-022 704-05	91-021 064-05	91-022 704-05
20	Roller stud for bight regulator	91-022 703-05	91-021 071-05	91-022 703-05
21	Ball joint connection, w/ ball joint, ball screw stud, for needle bar frame and looper vibrating shaft	* 91-021 679-91	* 91-021 679-91	* 91-021 679-91
22	Thread pull-off wire, rear	91-021 054-45	91-021 054-45	91-021 054-45
23	Locking lever	91-021 013-45	91-021 013-45	91-021 013-45
24	Stop bracket for lifting lever	91-021 014-15	91-021 014-15	91-021 014-15
25	Loop spreader cam, w/ set screws	91-021 261-92	91-021 261-92	91-021 261-92
26	Set collar, w/ set screws, for looper shaft	91-021 627-11	91-021 627-11	91-021 627-11
27	Knife carrier	91-021 587-15	91-021 587-15	91-021 587-15
28	Hinge screw for knife carrier	91-100 231-15	91-100 231-15	91-100 231-15
29	Bearing plate for knife carrier	91-021 586-15	91-021 586-15	91-021 586-15
30	Bearing bushing for knife carrier			
31	Feed plate carrier bar	91-021 149-11	91-021 149-11	91-021 149-11
32	Feed plate			
33	Stay button holder			
34	Set screw for feed plate			
35	Needle plate	<sup>3)</sup> 91-048 967-04	<sup>3)</sup> 91-048 967-04	<sup>3)</sup> 91-048 967-04
36	Cylinder arm cap	91-021 262-41	91-021 262-41	91-021 262-41
37	Button clamp stop	91-021 146-25	91-021 146-25	91-021 146-25
38	Button clamp, complete			
39	Work clamp, complete	91-021 661-93	91-021 661-93	91-021 666-93
40	Blindstitch guide, complete			
41	Button sewing foot			
42	Spreader			
43	Set screw for spreader			
44	Button clamp bearing bracket, stationary	91-021 157-45	91-021 157-45	91-021 157-45
45	Button clamp bearing bracket, moving	91-021 153-45	91-021 153-45	91-021 153-45
46	Button holder			
47	Slide guide			
48	Slide			

33 a <sup>1)</sup> To convert a machine to another subclass, compare the parts of both subclasses listed in this table and order all parts which differ.  
<sup>2)</sup> Orders should specify the number of dots on the face: 1x = 12.70 mm dia.; 2x = 12.72 mm dia.; 3x = 12.74 mm dia.; 4x = 12.76 mm dia.  
a = cutout size  
<sup>3)</sup> State type desired on order.

1) Table of Parts for the Subclasses of the Pfaff 3300

(For all other parts please refer to Sections I to V)

\* See obsolete parts on section VIII

	Part Number in Subcl.						
	-29/4	-30	-30-15	-31	-32/1	-32/2	-33
1	91-021 618-91	91-021 618-91	91-021 618-91	91-021 609-91	91-021 609-91	91-021 609-91	91-021 609-91
2	* 91-021 619-91	* 91-021 619-91	* 91-021 619-91	* 91-021 610-91	* 91-021 610-91	* 91-021 610-91	* 91-021 610-91
3				91-023 185-91	91-023 185-91	91-023 185-91	91-023 185-91
4	91-021 650-91	91-021 650-91	91-021 650-91	91-021 309-91	91-021 309-91	91-021 309-91	91-021 309-91
5	91-021 649-45	91-021 649-45	91-021 649-45	91-015 439-45	91-015 439-45	91-015 439-45	91-015 439-45
6	91-721 247-92	91-721 247-92	91-721 247-92	91-023 591-91	91-023 591-91	91-023 591-91	91-023 591-91
7	91-021 655-91	91-021 655-91	91-021 655-91	91-021 310-91	91-021 310-91	91-021 310-91	91-021 310-91
8	91-021 656-05	91-021 656-05	91-021 656-05	91-021 008-05	91-021 008-05	91-021 008-05	91-021 008-05
9				91-021 311-91			91-021 311-91
10				91-021 146-25			91-021 146-25
11				91-022 104-05			91-022 104-05
12	91-021 329-91	91-021 171-91	91-021 171-91	91-021 458-91	91-021 340-91	91-021 487-91	91-021 458-91
13	91-021 030-15	91-021 030-15	91-021 030-15	91-021 030-15	91-021 030-15	91-021 030-15	91-021 030-15
14	91-124 577-90	91-124 577-90	91-124 577-90	91-066 675-90	91-124 584-90	91-124 584-90	91-066 675-90
15	91-021 060-91	91-022 413-41	91-022 413-41	91-021 060-91	91-021 060-91	91-021 060-91	91-021 060-91
16	91-022 471-45	91-022 461-45	91-022 461-45	91-022 471-45	91-022 471-45	91-022 471-45	91-022 471-45
17	91-021 069-45	91-021 069-45	91-021 069-45	91-021 069-45	91-021 069-45	91-021 069-45	91-021 069-45
18	2) 91-021 065-04	2) 91-021 065-04	2) 91-021 065-04	2) 91-021 065-04	2) 91-021 065-04	2) 91-021 065-04	2) 91-021 065-04
19	91-021 064-05	91-021 064-05	91-021 064-05	91-021 064-05	91-021 064-05	91-021 064-05	91-021 064-05
20	91-021 071-05	91-021 071-05	91-021 071-05	91-021 071-05	91-021 071-05	91-021 071-05	91-021 071-05
21	* 91-021 679-91	* 91-021 679-91	* 91-021 679-91	* 91-021 679-91	* 91-021 679-91	* 91-021 679-91	* 91-021 679-91
22	91-021 054-45	91-021 054-45	91-021 054-45	91-021 054-45	91-021 054-45	91-021 054-45	91-021 054-45
23	91-021 013-45	91-021 013-45	91-021 013-45	91-021 013-45	91-021 013-45	91-021 013-45	91-021 013-45
24	91-021 014-15	91-021 014-15	91-021 014-15	91-021 014-15	91-021 014-15	91-021 014-15	91-021 014-15
25	91-021 261-92	91-021 261-92	91-021 261-92	91-021 261-92	91-021 121-92	91-021 121-92	91-021 261-92
26	91-021 627-11	91-021 627-11	91-021 627-11	91-021 627-11	91-102 023-11	91-102 023-11	91-021 627-11
27	91-021 587-15	91-021 587-15	91-021 587-15	91-021 587-15	91-021 587-15	91-021 587-15	91-021 587-15
28	91-100 231-15	91-100 231-15	91-100 231-15	91-100 231-15	91-100 231-15	91-100 231-15	91-100 231-15
29	91-021 586-15	91-021 586-15	91-021 586-15	91-021 586-15	91-021 586-15	91-021 586-15	91-021 586-15
30							
31	91-021 149-11	91-021 658-12	91-021 574-11	91-021 149-11	91-021 149-11	91-021 149-11	91-021 149-11
32		91-021 659-45	91-021 749-44xo		91-021 354-41	91-021 491-41	
33							
34		91-700 770-15			91-700 770-15	91-700 770-15	
35	2) 91-048 967-04	2) 91-048 961-04	2) 91-048 903-04	2) 91-048 966-04	2) 91-048 966-04	2) 91-048 966-04	2) 91-048 966-04
36	91-021 262-41	91-021 262-41	91-021 262-41	91-021 338-41	91-021 338-41	91-021 338-41	91-021 338-41
37	91-021 146-25	91-021 146-25	91-021 750-25		91-021 493-25	91-021 493-25	
38		91-021 630-93	91-021 630-93 91-021 537-91				
39	91-021 666-93			91-021 333-91	91-021 395-91	91-021 488-91	91-021 358-91
40							
41							
42							
43							
44	91-021 157-45	91-021 157-45	91-021 157-45	91-021 157-45	91-021 157-45	91-021 157-45	91-021 157-45
45	91-021 153-45	91-021 153-45	91-021 153-45	91-021 153-45	91-021 153-45	91-021 153-45	91-021 153-45
46			91-021 560-05 91-021 559-05				
47			91-021 563-91				
48			91-021 573-24				

1) Orders should specify the number stamped on the face side (1 = 9.84 mm dia.; 2 = 9.86 mm dia.; 3 = 9.88 mm dia.)

2) For subcl. -15

3) Orders should be accompanied by sample buttons

1) Table of Parts for the Subclasses of the Pfaff 3300

(For all other parts please refer to Sections I to V)

\* See obsolete parts on section VIII


	Part Number in Subcl.						
	- 34	- 36/1	- 36/2 - 955/1	- 115/1	- 115/2	- 115/3	- 115/4
1	91-021 609-91	91-021 609-91		91-021 618-91	91-021 618-91	91-021 618-91	91-021 618-91
2	* 91-021 610-91	* 91-021 610-91		* 91-021 619-91	* 91-021 619-91	* 91-021 619-91	* 91-021 619-91
3	91-023 185-91	91-023 185-91					
4	91-021 309-91	91-021 309-91		91-021 387-91	91-021 387-91	91-021 387-91	91-021 387-91
5	91-015 439-45	91-015 439-45		91-021 248-45	91-021 248-45	91-021 248-45	91-021 248-45
6	91-023 591-91	91-023 591-91		91-721 247-92	91-721 247-92	91-721 247-92	91-721 247-92
7	91-021 310-91	91-021 310-91		91-021 310-91	91-021 310-91	91-021 310-91	91-021 310-91
8	91-021 008-05	91-021 008-05		91-021 008-05	91-021 008-05	91-021 008-05	91-021 008-05
9	91-021 311-91	91-021 311-91					
10	91-021 146-25	91-021 146-25					
11	91-022 104-05	91-022 104-05					
12	91-021 458-91	91-021 458-91		91-021 475-91	91-021 476-91	91-021 231-91	91-021 474-91
13	91-021 030-15	91-021 030-15		91-021 030-15	91-021 030-15	91-021 030-15	91-021 030-15
14	91-066 675-90	91-066 675-90		91-066 675-90	91-024 732-90	91-124 391-90	91-066 675-90
15	91-021 060-91	91-021 060-91		91-021 060-91	91-021 060-91	91-021 060-91	91-021 060-91
16	91-022 471-45	91-022 471-45		91-022 471-45	91-022 471-45	91-022 471-45	91-022 471-45
17	91-021 069-45	91-021 069-45		91-021 069-45	91-021 069-45	91-021 069-45	91-021 069-45
18	2) 91-021 065-04	2) 91-021 065-04		2) 91-021 065-04	2) 01-021 065-04	2) 91-021 065-04	2) 91-021 065-04
19	91-021 064-05	91-021 064-05		91-021 064-05	91-021 064-05	91-021 064-05	91-021 064-05
20	91-021 071-05	91-021 071-05		91-021 071-05	91-021 071-05	91-021 071-05	91-021 071-05
21	* 91-021 679-91	* 91-021 679-91		* 91-021 679-91	* 91-021 679-91	* 91-021 679-91	* 91-021 679-91
22	91-021 054-45	91-021 054-45		91-021 054-45	91-021 054-45	91-021 054-45	91-021 054-45
23	91-021 013-45	91-021 013-45		91-021 013-45	91-021 013-45	91-021 013-45	91-021 013-45
24	91-021 014-15	91-021 014-15		91-021 014-15	91-021 014-15	91-021 014-15	91-021 014-15
25	91-021 261-92	91-021 261-92		91-021 121-92	91-021 121-92	91-021 121-92	91-021 121-92
26	91-021 627-11	91-021 627-11		91-102 023-11	91-102 023-11	91-102 023-11	91-102 023-11
27	91-021 587-15	91-021 587-15		91-021 587-15	91-021 587-15	91-021 587-15	91-021 587-15
28	91-100 231-15	91-100 231-15		91-100 231-15	91-100 231-15	91-100 231-15	91-100 231-15
29	91-021 586-15	91-021 586-15		91-021 586-15	91-021 586-15	91-021 586-15	91-021 586-15
30							
31	91-021 149-11	91-021 149-11		91-021 149-11	91-021 149-11	91-021 149-11	91-021 149-11
32							
33							
34							
35	2) 91-048 966-04	2) 91-048 966-04		2) 91-048 961-04	2) 91-048 961-04	2) 91-048 961-04	2) 91-048 961-04
36	91-021 338-41	91-021 338-41		91-021 262-41	91-021 262-41	91-021 262-41	91-021 262-41
37							
38				91-021 459-91	91-021 459-91	91-021 459-91	91-021 459-91
39	91-021 362-91	91-021 450-91					
40							
41							
42							
43							
44	91-021 157-45	91-021 157-45					
45	91-021 153-45	91-021 153-45					
46							
47							
48							

see page VII

34 a) To convert a machine to another subclass, compare the parts of both subclasses listed in this table and order all parts which differ.  
 b) Orders should specify the number of dots on the face: 1x = 12.70 mm dia.; 2x = 12.72 mm dia.; 3x = 12.74 mm dia.; 4x = 12.76 mm dia.  
 a = cutout size  
 2) State type desired on order.

**VII/1; VII/2**

**Complementary Parts  
PFAFF 3300-36/2-955/1**

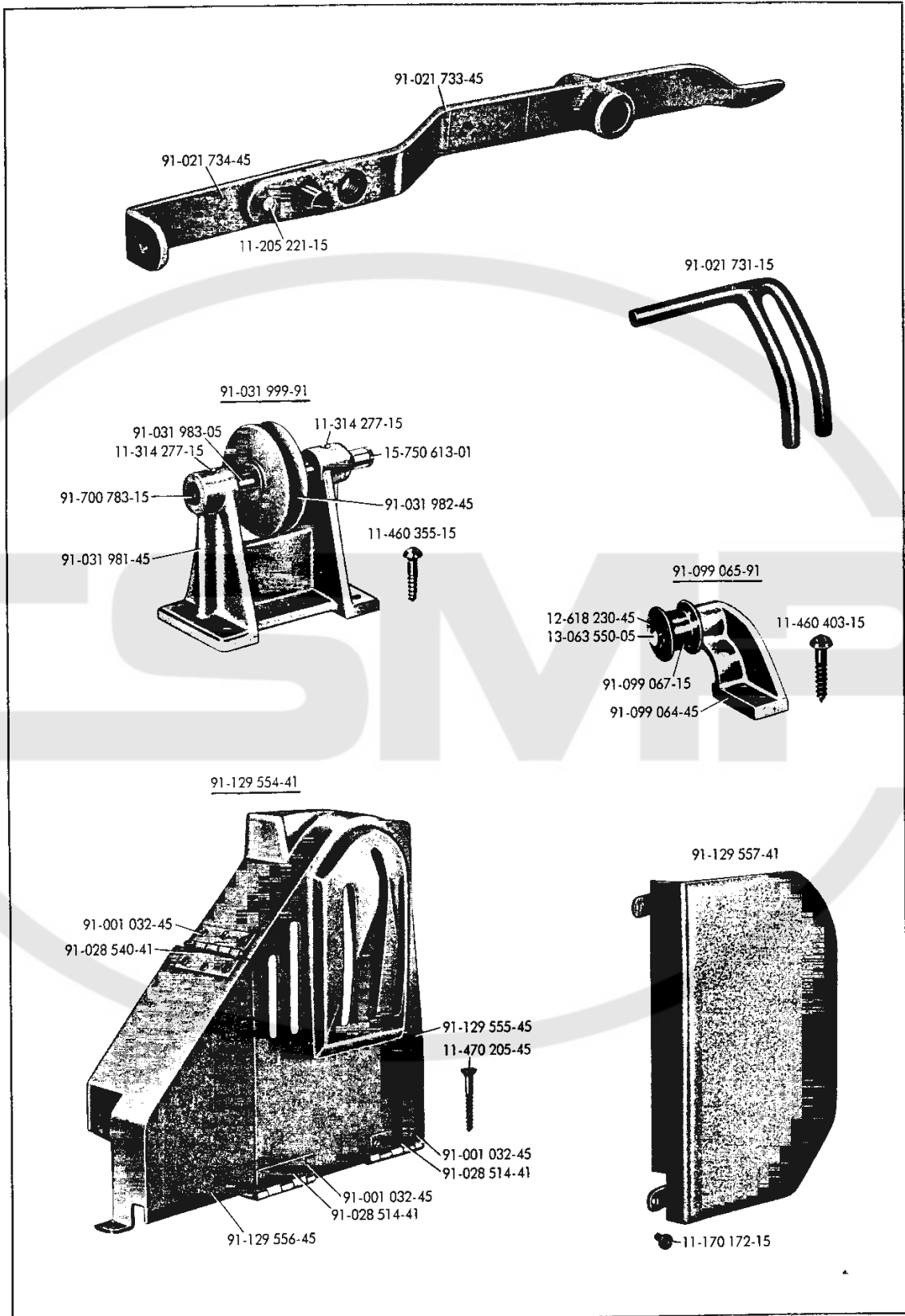






<b>11-170 172-15</b> (701 260)	Fastening screw for No. 91-021 728-21	<b>* 91-021 690-91</b>	Thread guide, complete Same components as in No. 91-023 198-91 (see section I), but incorporating thread guide No. 91-021 691-15
<b>11-205 290-15</b> (701 043)	Fastening screw for No. 91-021 737-45	<b>* 91-021 691-15</b>	Thread guide
<b>11-314 277-15</b> (700 152)	Fastening screw for No. 91-021 261-92	<b>* 91-021 692-15</b>	Angular bracket for No. 91-021 689-45
<b>12-024 171-15</b> (101 501)	Nut for No. 91-700 565-15	<b>91-021 693-25</b>	Thread guide
<b>12-305 111-15</b> (069 047)	Washer for No. 11-170 172-15	<b>91-021 694-91</b>	Thread wiper, complete consisting of Nos. 12-024 171-15; 91-021 695-15; 91-021 696-05; 91-022 975-15 (see section I); 91-700 288-15 (see section I); 91-700 565-15
<b>91-000 437-15</b>	Guide screw for Nos. 91-022 975-15 (see section I); 91-054 547-03	<b>91-021 695-15</b>	Thread wiper wire bracket
<b>91-001 283-15</b>	Fastening screw, 3.2 mm long, for No. 91-021 627-11	<b>91-021 696-05</b>	Thread wiper wire
<b>91-001 299-15</b>	Fastening screw, 7.0 mm long, for No. 91-021 627-11	<b>91-021 728-21</b>	Thread guard
<b>91-021 261-92</b>	Looper spreader cam, w/ set screws No. 11-314 277-15	<b>91-021 735-41</b>	Cylinder arm cap
<b>91-021 475-91</b>	Feed cam same components as in No. 91-021 026-91 (see section II/1)	<b>91-021 737-45</b>	Cylinder bed top cover
<b>91-021 627-11</b>	Set collar, w/ No. 91-001 283-15 Set screw No. 91-001 299-15 Set screw	<b>91-021 739-45</b>	Bearing bracket
<b>91-021 682-91</b>	Face cover, complete, (see section I) consisting of Nos. 91-021 615-15 (see section I); 91-021 616-15 (see section I); 91-021 683-41; 91-100 227-15 (see section I); 91-101 887-15 (see section I); 99-021 614-01 (see section I)	<b>91-021 740-45</b>	Bight regulator
<b>* 91-021 683-41</b>	Face cover	<b>91-021 742-04</b>	Stop for No. 91-048 900-04 (State type desired on order)
<b>* 91-021 686-91</b>	Thread retainer, complete, Same components as in No. 91-023 185-91 (see section I), but incorporating thread retainer housing No. 91-021 687-35	<b>91-048 900-04</b>	Needle plate (State type desired on order)
<b>* 91-021 687-35</b>	Thread retainer housing	<b>91-054 547-03</b>	Button sewing foot (State type desired on order)
<b>* 91-021 688-91</b>	Needle bar frame, complete Same components as in No. 91-021 309-91 (see section I), but incorporating thread retainer No. 91-021 686-91, complete, needle bar frame No. 91-021 689-45 and set screw No. 91-701 319-35	<b>91-066 675-90</b>	Worm gear assembly, w/ No. 91-700 510-15 Worm wheel set screws No. 91-700 680-15 Worm set screws, pointed No. 91-700 689-15 Worm set screws, blunt
<b>* 91-021 689-45</b>	Needle bar frame	<b>91-700 087-15</b>	Fastening screw for No. 91-021 742-04
		<b>91-700 510-15</b>	Fastening screw for No. 91-066 675-90
		<b>91-700 565-15</b>	Hinge screw for No. 91-021 694-91
		<b>91-700 680-15</b>	Fastening screw, pointed, for No. 91-066 675-90
		<b>91-700 689-15</b>	Fastening screw, blunt, for No. 91-066 675-90
		<b>* 91-701 319-35</b>	Fastening screw for No. 91-021 686-91
		<b>91-021 727-45</b>	Cylinder bed (not ill.)


\* See obsolete parts on section I



<b>11-170 172-15</b> (701 260)	Fastening screw for No. 91-129 557-41
<b>11-205 221-15</b> (100 030)	Fastening screw for Nos. 91-021 733-45; 91-021 734-45
<b>11-314 277-15</b> (700 152)	Fastening screw for No. 91-031 983-05
<b>11-460 355-15</b> (001 473)	Wood screw for No. 91-031 999-91
<b>11-460 403-15</b> (001 445)	Wood screw for No. 91-099 065-91
<b>11-470 405-45</b> (001 448)	Wood screw for No. 91-129 554-41
<b>12-618 230-45</b> (064 015)	Circlip for No. 91-099 065-91
<b>13-063 550-05</b> (001 943)	Pulley shaft for No. 91-099 065-91
<b>15-750 613-01</b> (031 984)	Grease cup for No. 91-031 983-05
<b>91-001 032-45</b>	Fastening screw for Nos. 91-028 514-41; 91-028 540-41
<b>91-021 731-15</b>	Belt shifter
<b>91-021 733-45</b>	Lifting lever
<b>91-021 734-45</b>	Lifting lever extension
<b>91-028 514-41</b>	Hinge for No. 91-129 555-45
<b>91-028 540-41</b>	Hinge for Nos. 91-129 555-45; 91-129 556-45
<b>91-031 981-45</b>	Bearing bracket for No. 91-031 999-91
<b>91-031 982-45</b>	Jockey pulley for No. 91-031 999-91
<b>91-031 983-05</b>	Pulley shaft for Nos. 91-031 981-45; 91-031 982-45
<b>91-031 999-91</b>	Jockey pulley for driving belt, complete, consisting of Nos. 11-314 277-15; 15-750 613-01; 91-031 981-45; 91-031 982-45; 91-031 983-05; 91-700 783-15
<b>91-099 064-45</b>	Bearing bracket for No. 91-099 065-91
<b>91-099 065-91</b>	Jockey pulley, for chain, complete, No. 91-021 486-21 (see section V) consisting of Nos. 12-618 230-45; 13-063 550-05; 91-099 064-45; 91-099 067-15
<b>91-099 067-15</b>	Jockey pulley
<b>91-129 554-41</b>	Belt guard, complete, consisting of Nos. 91-001 032-45; 91-028 514-41; 91-028 540-41; 91-129 555-45; 91-129 556-45
<b>91-129 555-45</b>	Belt guard section for No. 91-129 554-41
<b>91-129 556-45</b>	Belt guard section for No. 91-129 554-41
<b>91-129 557-41</b>	Cover
<b>91-700 783-15</b>	End screw for No. 91-031 983-05

**VIII**

**Obsolete Parts**





The number in parenthesis marked with an asterisk is no additional order number, but is merely indicated in order to facilitate looking up the obsolete part. Orders for these parts should specify the **bold-faced part number**.

(* 91-020 659-15)	<b>20 064</b>	Cap ring for No. 91-020 112-41
(* <u>91-021 610-91</u> )	<b>21 001</b>	Face cover (for thread guide roller w/o ball bearing) replaced by No. 91-021 609-91
(* 91-021 616-15)	<b>21 004</b>	Thread guide for Nos. 21 001; 21 010; 21 326
(* 91-101 887-15)	<b>21 005</b>	Thread guide roller for Nos. 21 001; 21 010; 21 326
(* 91-023 199-45)	<b>21 010</b>	Thread guide bracket (for rollers w/o ball bearing) replaced by No. 91-023 198-91
(* <u>91-066 245-12</u> )	<b>21 075; 21 260; 21 297</b>	Needle bar frame and looper vibrating shaft crank, center (replaced by Nos. 12-024 191-15; 12-305 171-15; 91-066 245-12; 91-066 248-15, 5 x)
(* 91-021 497-35)	<b>21 085</b>	Thread guide (replaced by No. 91-021 497-35)
	<b>21 086</b>	Bushing for No. 21 085
(* 91-066 791-05)	<b>21 118; 91-021 534-05; 91-021 606-05</b>	Loop spreader (replaced by No. 91-066 790-91)
(* 91-066 792-05)	<b>21 119</b>	Loop spreader hook
(* <u>91-021 619-91</u> )	<b>21 326</b>	Face cover (for thread guide roller w/o ball bearing) replaced by No. 91-021 618-91
(* 91-021 617-15)	<b>23 184</b>	Thread guide bracket for No. 21 001
(* 91-021 590-11)	<b>11-186 937-15</b> (100 223)	Roller stud for No. 91-021 590-11
	<b>11-470 205-45</b> (1 448)	Wood screw for Nos. 91-028 514-41; 91-028 518-41
(* 11-174 175-15)	<b>13-050 199-05</b> (1 894)	Positioning pin for loop spreader
(* 91-700 388-15)	<b>91-000 239-15</b>	Fastening screw (5 mm long) for No. 91-010 115-05
	<b>91-001 032-45</b>	Fastening screw for Nos. 91-028 514-41; 91-028 518-41; 91-028 540-41
	<b>91-001 401-15</b>	Wood screw for Nos. 91-031 987-05; 91-031 988-05
(* 91-020 658-92)	<b>91-020 112-41</b>	Driving pulley, w/ position pin (w/ 4 tapped holes for mounting No. 20 064)
(* 99-021 614-01)	<b>91-021 006-15</b>	Bushing for No. 21 005
	<b>91-021 041-05</b>	Pressure spring for No. 21 085
(* 91-023 032-05)	<b>91-021 045-31</b>	Thread nipper plunger
	<b>91-021 072-05</b>	Ball screw stud for Nos. 91-021 073-92; 91-021 433-92
(* <u>91-021 679-91</u> )	<b>91-021 073-92</b>	Ball joint connection, w/ set screw No. 11-105 182-15 for the cap
(* <u>91-021 681-91</u> )	<b>91-021 433-92</b>	Ball joint connection, w/ set screw No. 11-105 182-15 for the cap
(* 91-066 792-05)	<b>91-021 535-05</b>	Loop spreader point
(* 91-021 590-11)	<b>91-021 591-15</b>	Stud for No. 91-021 590-11
(* 91-066 792-05)	<b>91-021 607-05</b>	Loop spreader point
	<b>91-028 514-41</b>	Hinge for No. 91-031 320-45
	<b>91-028 518-41</b>	Hinge for No. 91-031 320-45
	<b>91-028 540-41</b>	Hinge for Nos. 91-031 318-45; 91-031 320-45

(★ 91-031 986-45)	<b>91-031 318-45</b>	Belt guard section (replaced by Nos. 11-105 177-25 (2x); 11-460 109-25 (8x); 12-305 111-25 (2x); 91-031 986-92; 91-032 215-91 (2x); 91-032 218-45; 91-032 302-45)
(★ 91-031 986-45)	<b>91-031 320-45</b>	Belt guard section (replaced by Nos. 11-105 177-25 (2x); 11-460 109-25 (8x); 12-305 111-25 (2x); 91-031 986-92; 91-032 215-91 (2x); 91-032 218-45; 91-032 302-45)
(★ 91-031 986-92) (★ 91-032 306-91)	<b>91-031 333-91</b>	Belt guard, complete, (replaced by Nos. 11-105 177-25 (2x); 11-460 109-25 (8x); 12-305 111-25 (2x); 91-031 986-92; 91-032 215-91 (2x); 91-032 218-45; 91-032 302-45)
	<b>91-031 987-05</b>	Position spring for No. 91-031 986-45
	<b>91-031 988-05</b>	Position spring for No. 91-031 986-45
(★ 91-032 302-45)	<b>91-031 989-41</b>	Cover plate (1st version) for No. 91-032 306-91; (replaced by Nos. 91-031 990-45; 91-032 218-45)
(★ 91-032 302-45)	<b>91-031 990-45</b>	Cover plate (2nd version, mounting surface 35 mm wide) for No. 91-032 306-91
(★ 91-032 300-45)	<b>91-032 213-45</b>	Position strap for No. 91-031 986-92
(★ 91-100 075-15)	<b>91-700 017-15</b>	Hinge screw (8.4 mm long shoulder) for No. 91-021 156-05
(★ 11-170 225-15)	<b>91-700 073-15</b>	Fastening screw (M 4 thread) for the bearing cover of No. 91-021 060-91
(★ 91-100 227-15)	<b>91-700 335-15</b>	Fastening screw for Nos. 21 004; 91-021 006-15
(★ 11-105 089-15)	<b>91-700 364-15</b>	Spring suspension screw for No. 91-021 283-05
(★ 91-100 231-15)	<b>91-700 654-15</b>	Hinge screw (not ill.), 6 mm shoulder dia., for No. 91-021 587-15
(★ 91-100 217-15)	<b>91-700 798-15</b>	Hinge screw, 8 mm head diameter, for No. 91-022 975-15
(★ 91-700 660-15)	<b>91-701 051-15</b>	Suspension screw (M 8 thread) for No. 91-021 012-45
(★ 13-060 400-05)	<b>91-006 531-05</b>	Positioning pin (not ill.) 6.5 mm minor dia., for cylinder bed No. 91-023 174-45

PFAFF 3300

Nummern-Verzeichnis / Tableau des numéros / Numerical Index / Lista de números									
Nr./no./No.	Fig.	Nr./no./No.	Fig.	Nr./no./No.	Fig.	Nr./no./No.	Fig.	Nr./no./No.	Fig.
+ 20 064	VIII	11-205 069-15 (701 195)	V	12-024 171-15 (101 501)	VIII/1	91-000 073-15	I	91-002 056-05	II/1
+ 21 001	VIII	11-205 221-15 (100 030)	VII/2	12-024 191-15 (701 633)	II/1	91-000 153-15	V	91-002 065-05	II/2
+ 21 004	VIII	11-205 290-15 (701 043)	VII/1	12-024 191-15 (701 633)	II/2	91-000 218-15	IV	91-002 531-15	II/2
+ 21 005	VIII	11-265 133-15 (700 172)	III	12-024 211-15 (701 563)	IV	91-000 237-15	I	91-002 536-15	II/3
+ 21 010	VIII	11-265 133-15 (700 172)	IV	12-160 210-15 (701 578)	II/2	+91-000 239-15	VIII	91-003 089-05	II/2
+ 21 075	VIII	11-267 229-35 (700 772)	V	12-305 111-15 (69 047)	VII/1	91-000 243-15	I	91-004 005-05	I
+ 21 085	VIII	11-314 277-15 (700 152)	I	12-305 111-25 (69 047)	V	91-000 243-15	II/2	91-004 006-05	I
+ 21 086	VIII	11-314 277-15 (700 152)	II/3	12-305 171-15 (50 740)	II/2	91-000 273-15	V	91-005 024-05	I
+ 21 118	VIII	11-314 277-15 (700 152)	IV	12-305 224-05 (28 043)	II/2	91-000 317-15	IV	91-005 548-15	II/3
+ 21 119	VIII	11-314 277-15 (700 152)	V	12-305 224-15 (28 043)	V	91-000 340-15	III	91-005 604-05	II/1
+ 21 260	VIII	11-314 277-15 (700 152)	VII/1	12-500 170-45 (98 264)	II/3	91-000 392-15	I	91-006 219-15	II/3
+ 21 297	VIII	11-314 277-15 (700 152)	VII/2	12-500 171-45 (98 929)	V	91-000 405-15	II/1	91-006 523-05	I
+ 21 326	VIII	11-314 280-15 (700 150)	II/1	12-610 230-45 (11 176)	II/3	91-000 431-15	V	91-006 525-05	I
+ 23 184	VIII	11-314 280-15 (700 150)	II/3	12-618 120-45 (22 477)	III	91-000 437-15	VII/1	91-006 526-05	I
11-032 300-15 (700 990)	II/3	11-314 280-15 (700 150)	IV	12-618 230-45 (64 015)	VII/2	91-000 437-25	I	+91-006 531-05	VIII
11-039 284-15 (100 171)	II/3	11-314 280-15 (700 150)	V	12-640 130-55 (23 033)	II/2	91-000 456-15	II/1	91-006 617-05	II/3
11-105 089-15 (701 256)	IV	11-314 286-15 (700 230)	II/3	12-640 150-55 (20 565)	V	91-000 510-15	I	91-007 328-25	II/3
11-105 135-15 (701 269)	II/1	11-460 109-25 (1 435)	V	12-640 170-55 (50 077)	II/3	91-000 510-15	II/1	91-007 329-05	II/3
11-105 135-15 (701 269)	IV	11-460 355-15 (1 473)	VII/2	12-640 210-55 (16 328)	II/3	91-000 511-15	II/1	91-008 003-05	II/1
11-105 177-25 (701 363)	V	11-470 205-45 (1 448)	VII/2	13-010 338-05 (1 848)	II/1	91-000 571-15	IV	91-008 020-05	I
11-105 180-15 (701 286)	I	+11-470 205-45 (1 448)	VIII	13-050 052-05 (1 956)	III	91-000 624-15	IV	91-008 021-11	I
11-105 180-15 (701 286)	IV	11-470 355-15 (1 417)	V	+13-050 199-05 (1 894)	VIII	91-000 680-15	II/1	91-009 148-05	I
11-105 182-15 (100 151)	II/2	11-470 355-25 (1 417)	V	13-060 400-05 (101 824)	III	91-000 680-15	IV	91-009 148-05	II/1
11-130 446-15 (701 063)	III	11-470 358-25 (1 418)	V	13-063 550-05 (1 943)	VII/2	91-000 689-15	II/1	91-009 148-05	II/3
11-170 172-15 (701 260)	IV	12-024 171-15 (101 501)	II/3	13-065 199-05 (1 974)	II/2	91-000 689-15	IV	91-009 432-90	IV
11-170 172-15 (701 260)	VII/1	12-024 171-15 (101 501)	IV	15-750 613-01 (31 984)	VII/2	91-001 032-45	VII/2	91-009 624-05	II/3
11-170 172-15 (701 260)	VII/2	12-024 171-15 (101 501)	V			+91-001 032-45	VIII	91-009 650-04	II/2
11-170 225-15 (701 353)	III					91-001 052-05	II/2	91-010 067-05	II/2
11-172 169-25 (700 681)	III					91-001 283-15	II/2	91-010 104-05	I
11-172 169-25 (700 681)	VI/2					91-001 283-15	IV	91-010 104-05	II/3
11-174 175-15 (701 358)	IV					91-001 283-15	VII/1	91-010 115-05	I
+11-186 937-15 (100 223)	VIII					91-001 299-15	IV	91-010 116-05	I
						91-001 299-15	VIII/1	91-010 183-05	II/2
						+91-001 401-15	VIII	91-010 196-05	II/1
						91-001 529-15	V	91-010 198-05	II/1
						91-001 636-35	II/2	91-010 703-92	I
						91-002 019-35	I	91-011 126-05	II/3
						91-002 020-25	I	91-011 126-05	IV
						91-002 044-05	II/1	91-011 238-05	II/3



PFAFF 3300

Nummern-Verzeichnis / Tableau des numéros / Numerical Index / Lista de números									
Nr./no/No.	Fig.	Nr./no/No.	Fig.	Nr./no/No.	Fig.	Nr./no/No.	Fig.	Nr./no/No.	Fig.
91-011 717-12	II/2	91-020 396-45	II/3	91-021 033-45	II/1	91-021 069-45	III	91-021 136-25	III
91-011 872-92	I	91-020 467-05	II/3	91-021 034-45	II/2	91-021 069-45	VI/1	91-021 137-25	III
91-011 891-02	II/2	91-020 481-05	II/3	91-021 036-92	II/1	91-021 069-45	VI/2	91-021 138-25	III
91-011 892-05	II/2	91-020 490-15	IV	91-021 037-05	II/2	91-021 069-45	VI/3	91-021 139-05	III
91-011 903-05	II/3	91-020 658-92	II/1	91-021 039-05	II/2	91-021 070-05	III	91-021 140-21	III
91-011 911-92	II.1	91-020 659-15	II.1	91-021 040-05	II.2	91-021 071-05	III	91-021 142-05	III
91-013 790-41	IV	91-020 715-11	II/1	91-021 041-05	II.2	91-021 071-05	VI/1	91-021 143-25	III
91-013 795-45	IV	91-020 996-05	II.3	+91-021 041-05	VIII	91-021 071-05	VI/2	91-021 144-25	III
91-015 439-45	I	91-021 000-45	II/3	91-021 042-05	II/2	91-021 071-05	VI.3	91-021 146-15	I
91-015 439-45	VI.1	91-021 006-05	II.2	91-021 043-45	II/2	+91-021 072-05	VI/1	91-021 146-25	VI/1
91-015 439-45	VI/2	-91-021 006-15	VIII	91-021 043-92	II.2	+91-021 073-92	VIII	91-021 146-25	VI/2
91-015 439-45	VI/3	91-021 008-05	I	91-021 044-92	II.2	91-021 076-01	II.2	91-021 146-25	VI.3
91-017 584-45	II.3	91-021 008-05	VI.1	-91-021 045-31	VIII	91-021 078-92	II.2	91-021 147-25	III
91-018 358-45	II/1	91-021 008-05	VI.2	91-021 046-92	II/2	91-021 080-05	II/1	91-021 148-25	III
91-018 460-90	II.1	91-021 008-05	VI.3	91-021 047-12	II.2	91-021 083-05	II.3	91-021 149-11	III
91-019 853-12	IV	91-021 009-05	II/1	91-021 050-05	II.2	91-021 088-15	II.3	91-021 149-11	VI/1
91-020 030-05	II.3	91-021 011-25	I	91-021 051-45	II.2	91-021 089-15	II.3	91-021 149-11	VI/2
91-020 061-05	II/1	91-021 012-45	II.3	91-021 052-45	II.2	91-021 093-91	II.3	91-021 149-11	VI/3
91-020 062-92	II.1	91-021 013-45	II.3	91-021 053-35	II.2	91-021 094-15	II.3	91-021 152-44	III
91-020 063-05	II/1	91-021 013-45	VI/1	91-021 054-45	II/2	91-021 095-05	II/3	91-021 152-44	VI/1
91-020 065-15	II.3	91-021 013-45	VI.2	91-021 054-45	VI.1	91-021 097-11	II.3	91-021 152-44	VI/2
91-020 066-15	II/3	91-021 013-45	VI/3	91-021 054-45	VI.2	91-021 102-05	IV	91-021 153-45	III
91-020 067-15	II.3	91-021 014-15	II.3	91-021 054-45	VI.3	91-021 105-05	IV	91-021 153-45	VI/1
91-020 069-15	II/3	91-021 014-15	VI/1	91-021 055-92	II/2	91-021 106-45	IV	91-021 153-45	VI/2
91-020 086-05	II/3	91-021 014-15	VI.2	91-021 057-05	II/2	91-021 108-05	IV	91-021 153-45	VI.3
91-020 086-15	IV	91-021 014-15	VI/3	91-021 058-35	II/2	91-021 111-05	II/1	91-021 154-05	III
+91-020 112-41	VIII	91-021 016-05	II.1	91-021 059-15	II/3	91-021 114-05	IV	91-021 155-05	III
91-020 205-05	II.1	91-021 017-92	II/1	91-021 060-91	III	91-021 115-05	IV	91-021 156-05	III
91-020 265-45	II/3	91-021 020-92	II.1	91-021 060-91	VI/1	91-021 116-92	IV	91-021 157-45	III
91-020 269-05	II/3	91-021 021-05	II/1	91-021 060-91	VI/2	91-021 120-05	IV	91-021 157-45	VI/1
91-020 271-05	II/3	91-021 022-05	II.1	91-021 060-91	VI.3	91-021 121-92	IV	91-021 157-45	VI/2
91-020 272-05	II/1	91-021 026-91	II/1	91-021 064-05	III	91-021 121-92	VI/1	91-021 157-45	VI/3
91-020 273-45	IV	91-021 026-91	VI.1	91-021 064-05	VI/1	91-021 121-92	VI.2	91-021 164-05	II/1
91-020 275-05	II/1	91-021 030-15	II/1	91-021 064-05	VI/2	91-021 121-92	VI/3	91-021 166-25	III
91-020 276-05	II.1	91-021 030-15	VI.1	91-021 064-05	VI/3	91-021 122-15	IV	91-021 167-25	III
91-020 353-91	IV	91-021 030-15	VI/2	91-021 065-04	III	91-021 123-05	IV	91-021 168-25	III
91-020 381-05	I	91-021 030-15	VI/3	91-021 065-04	VI/1	91-021 124-15	IV	91-021 169-25	III
91-020 386-05	II.3	91-021 031-05	I	91-021 065-04	VI/2	91-021 125-21	III	91-021 171-91	VI/1
91-020 387-15	II.3	91-021 032-45	II/1	91-021 065-04	VI/3	91-021 135-25	III	91-021 171-91	VI/3

PFAFF 3300

Nummern-Verzeichnis / Tableau des numéros / Numerical Index / Lista de números							
Nr./no/No.	Fig.	Nr./no/No.	Fig.	Nr./no/No.	Fig.	Nr./no/No.	Fig.
91-021 172-91	VI/2	91-021 262-41	VI/1	91-021 410-91	VI/2	91-021 559-05	VI/2
91-021 173-91	VI/1	91-021 262-41	VI/2	91-021 431-45	VI/2	91-021 559-05	VI/3
91-021 186-05	IV	91-021 262-41	VI/3	+91-021 433-92	VIII	91-021 560-05	VI/2
91-021 187-12	IV	91-021 267-91	VI/2	91-021 435-91	VI/2	91-021 560-05	VI/3
91-021 196-15	II/3	91-021 283-05	IV	91-021 436-91	VI/2	91-021 563-91	VI/3
91-021 197-45	IV	91-021 302-35	VI/2	91-021 440-21	VI/2	91-021 573-24	VI/3
91-021 198-45	IV	91-021 303-45	VI/2	91-021 450-91	VI/3	91-021 574-11	VI/3
91-021 201-05	II/2	91-021 306-91	IV	91-021 458-91	VI/3	91-021 580-91	III
91-021 202-05	IV	91-021 309-91	I	91-021 459-91	VI/3	91-021 581-91	III
91-021 203-91	VI/1	91-021 309-91	VI/1	91-021 469-91	VI/2	91-021 586-15	IV
91-021 205-25	III	91-021 309-91	VI/2	91-021 472-91	VI/2	91-021 586-15	VI/1
91-021 207-91	III	91-021 309-91	VI/3	91-021 474-91	VI/2	91-021 586-15	VI/2
91-021 207-91	VI/1	91-021 310-91	I	91-021 474-91	VI/3	91-021 586-15	VI/3
91-021 208-05	II/1	91-021 310-91	VI/1	91-021 475-91	VI/1	91-021 587-15	IV
91-021 209-35	VI/2	91-021 310-91	VI/2	91-021 475-91	VI/2	91-021 587-15	VI/1
91-021 215-91	VI/1	91-021 310-91	VI/3	91-021 475-91	VI/3	91-021 587-15	VI/2
91-021 225-91	VI/1	91-021 311-91	I	91-021 475-91	VIII/1	91-021 587-15	VI/3
91-021 225-91	VI/2	91-021 311-91	VI/1	91-021 476-91	VI/1	91-021 588-05	IV
91-021 226-91	VI/2	91-021 311-91	VI/2	91-021 476-91	VI/2	91-021 589-15	II/3
91-021 230-45	V	91-021 311-91	VI/3	91-021 476-91	VI/3	91-021 590-11	II/3
91-021 231-91	VI/1	91-021 318-91	IV	91-021 477-01	II/1	+91-021 591-15	VIII
91-021 231-91	VI/2	91-021 329-91	VI/1	91-021 482-91	VI/1	91-021 593-11	IV
91-021 231-91	VI/3	91-021 329-91	VI/3	91-021 483-91	VI/1	91-021 596-11	VI/2
91-021 237-15	VI/2	91-021 333-91	VI/3	91-021 484-91	VI/1	91-021 599-15	VI/2
91-021 239-45	VI/2	91-021 338-41	VI/1	91-021 485-21	V	+91-021 606-05	VIII
91-021 240-21	VI/2	91-021 338-41	VI/3	91-021 486-21	V	+91-021 607-05	VIII
91-021 241-91	VI/1	91-021 340-91	VI/3	91-021 487-91	VI/3	91-021 609-91	I
91-021 243-91	VI/1	91-021 354-41	VI/3	91-021 488-91	VI/3	91-021 609-91	VI/1
91-021 245-91	VI/1	91-021 358-91	VI/3	91-021 491-41	VI/3	91-021 609-91	VI/2
91-021 245-91	VI/2	91-021 362-91	VI/3	91-021 493-25	VI/3	91-021 609-91	VI/3
91-021 248-45	VI/1	91-021 372-15	II/3	91-021 494-15	VI/2	91-021 610-91	I
91-021 248-45	VI/2	91-021 387-91	VI/1	91-021 497-35	II/2	91-021 610-91	VI/1
91-021 248-45	VI/3	91-021 387-91	VI/2	91-021 526-21	VI/1	91-021 610-91	VI/2
91-021 256-05	II/1	91-021 387-91	VI/3	91-021 529-05	VI/1	91-021 610-91	VI/3
91-021 257-91	VI/1	91-021 390-45	VI/2	+91-021 534-05	VIII	91-021 615-15	I
91-021 261-92	VI/1	91-021 392-45	VI/2	+91-021 535-05	VIII	91-021 616-15	I
91-021 261-92	VI/3	91-021 393-91	VI/2	91-021 536-05	IV	91-021 617-15	I
91-021 261-92	VII/1	91-021 394-25	VI/2	91-021 537-91	VI/2	91-021 618-91	VI/1
91-021 262-41	IV	91-021 395-91	VI/3	91-021 537-91	VI/3	91-021 618-91	VI/2

+ = Veraltete Teile / Pièces surannées / Obsolete Parts / Piezas anticuadas

PFAFF 3300

Nummern-Verzeichnis / Tableau des numéros / Numerical Index / Lista de números									
Nr./no/No.	Fig.	Nr./no/No.	Fig.	Nr./no/No.	Fig.	Nr./no/No.	Fig.	Nr./no/No.	Fig.
91-021 728-21	VII/1	91-023 135-91	VI/2	91-029 007-91	V	91-048 961-04	III	91-100 231-15	VI/2
91-021 731-15	VII/2	91-023 145-21	VI/2	91-029 520-05	V	91-048 961-04	VI/1	91-100 231-15	VI/3
91-021 733-45	VI/2	91-023 150-41	VI/2	91-029 601-15	III	91-048 961-04	VI/2	91-100 232-15	VI/2
91-021 734-45	VII/2	91-023 158-15	VI/2	91-029 677-91	V	91-048 961-04	VI/3	91-101 884-15	II/3
91-021 735-41	VII/1	91-023 174-45	III	91-029 840-91	V	91-048 962-93	VI/2	91-101 887-15	I
91-021 737-45	VII/1	91-023 177-91	VI/2	91-029 841-05	V	91-048 964-93	VI/2	91-102 023-11	IV
91-021 739-45	VII/1	91-023 178-91	VI/1	91-030 135-92	V	91-048 966-04	VI/3	91-102 023-11	VI/1
91-021 740-45	VII/1	91-023 185-91	I	91-030 313-15	II/3	91-048 967-04	VI/3	91-102 023-11	VI/2
91-021 742-04	VII/1	91-023 185-91	VI/1	91-031 251-91	V	91-048 968-04	VI/1	91-102 023-11	VI/3
91-021 749-44	VI/3	91-023 185-91	VI/2	+91-031 318-45	VIII	91-048 968-04	VI/2	91-105 447-15	II/2
91-021 750-25	VI/3	91-023 185-91	VI/3	+91-031 320-45	VIII	91-049 528-21	VI/2	91-106 044-05	II/2
91-021 753-93	VI/1	91-023 198-91	I	+91-031 333-91	VIII	91-053 591-91	V	91-106 272-12	IV
91-022 104-05	I	91-023 199-45	I	91-031 559-15	V	91-053 592-15	V	91-124 391-90	VI/1
91-022 104-05	VI/1	91-023 505-35	I	91-031 560-91	V	91-053 593-15	V	91-124 391-90	VI/2
91-022 104-05	VI/2	91-023 591-91	I	91-031 981-45	VII/2	91-053 594-15	V	91-124 391-90	VI/3
91-022 104-05	VI/3	91-023 591-91	VI/1	91-031 982-45	VII/2	91-053 595-15	V	91-124 577-90	VI/1
91-022 413-41	VI/2	91-023 591-91	VI/2	91-031 983-05	VII/2	91-053 596-05	V	91-124 577-90	VI/3
91-022 413-41	VI/3	91-023 591-91	VI/3	91-031 986-45	V	91-053 597-15	V	91-124 584-90	VI/1
91-022 459-05	III	91-023 607-91	II/1	91-031 986-92	V	91-053 598-15	V	91-124 584-90	VI/2
91-022 461-45	VI/2	91-024 523-45	II/3	+91-031 987-05	VIII	91-054 547-03	VII/1	91-124 584-90	VI/3
91-022 461-45	VI/3	91-024 732-90	II/1	+91-031 988-05	VIII	91-063 047-05	II/2	91-124 908-90	VI/2
91-022 465-05	III	91-024 732-90	VI/1	+91-031 989-41	VIII	91-066 245-12	II/2	91-129 554-41	VII/2
91-022 466-05	III	91-024 732-90	VI/2	+91-031 990-45	VIII	91-066 248-15	II/2	91-129 555-45	VII/2
91-022 467-91	III	91-024 732-90	VI/3	91-031 999-91	VII/2	91-066 675-90	VI/1	91-129 556-45	VII/2
91-022 468-45	III	91-025 016-05	IV	+91-032 213-45	VIII	91-066 675-90	VI/2	91-129 557-41	VII/2
91-022 469-05	III	91-025 694-05	II/3	91-032 214-45	V	91-066 675-90	VI/3	91-700 013-15	II/2
91-022 471-45	III	91-026 107-91	V	91-032 215-91	V	91-066 675-90	VII/1	+91-700 017-15	VIII
91-022 471-45	VI/1	91-026 110-25	V	91-032 218-45	V	91-066 790-91	IV	91-700 034-45	III
91-022 471-45	VI/2	91-026 179-45	V	91-032 300-45	V	91-066 791-05	IV	91-700 058-15	I
91-022 471-45	VI/3	91-028 007-05	III	91-032 302-45	V	91-066 792-05	IV	91-700 073-15	I
91-022 672-05	II/2	91-028 007-15	II/3	91-032 306-91	V	91-067 020-05	II/1	91-700 073-15	II/2
91-022 702-04	VI/3	91-028 007-15	IV	91-035 461-92	V	91-099 064-45	VII/2	91-700 073-15	II/3
91-022 703-05	VI/3	91-028 200-15	II/3	91-044 196-92	V	91-099 065-91	VII/2	91-700 073-15	IV
91-022 704-05	VI/3	91-028 281-05	II/2	91-046 566-21	V	91-099 067-15	VII/2	+91-700 073-15	VIII
91-022 975-15	I	91-028 514-41	VII/2	91-046 571-25	V	91-100 075-15	III	91-700 082-15	II/1
91-023 019-45	II/3	+91-028 514-41	VIII	91-046 728-45	V	91-100 217-15	I	91-700 083-15	II/2
91-023 032-05	II/2	+91-028 518-41	VIII	91-048 877-04	VI/1	91-100 227-15	I	91-700 087-15	IV
91-023 072-91	VI/2	91-028 540-41	VII/2	91-048 900-04	VII/1	91-100 231-15	IV	91-700 087-15	VII/1
91-023 081-91	VI/1	+91-028 540-41	VIII	91-048 903-04	VI/3	91-100 231-15	VI/1	91-700 139-15	II/2

PFaff 3300

Nummern-Verzeichnis / Tableau des numéros / Numerical Index / Lista de números									
Nr./nº/No.	Fig.	Nr./nº/No.	Fig.	Nr./nº/No.	Fig.	Nr./nº/No.	Fig.	Nr./nº/No.	Fig.
91-700 153-15	II/1	+91-700 654-15	VIII	91-701 515-15	III				
91-700 153-15	II/2	91-700 655-45	III	91-701 548-25	III				
91-700 173-35	III	91-700 659-15	II/3	91-701 638-15	II/1				
91-700 226-15	I	91-700 659-15	III	91-701 658-15	II/3				
91-700 252-15	I	91-700 660-15	II/3	91-701 662-15	II/3				
91-700 252-15	II/2	91-700 680-15	II/1	91-710 177-35	II/2				
91-700 252-15	II/3	91-700 680-15	VII/1	91-721 200-01	I				
91-700 252-15	III	91-700 689-15	II/1	91-721 247-92	VI/1				
91-700 277-15	II/1	91-700 689-15	VII/1	91-721 247-92	VI/2				
91-700 288-15	I	91-700 770-15	III	91-721 247-92	VI/3				
91-700 288-15	IV	91-700 770-15	VI/1	99-021 614-01	I				
91-700 293-15	III	91-700 770-15	VI/2						
91-700 297-15	II/1	91-700 770-15	VI/3						
91-700 297-15	II/3	91-700 783-15	VI/2						
91-700 297-15	III	91-700 785-15	II/2						
91-700 297-15	IV	91-700 785-15	IV						
91-700 299-15	II/3	91-700 798-15	IV						
91-700 317-15	II/3	91-700 798-15	V						
91-700 323-15	II/3	+91-700 798-15	VIII						
91-700 323-15	IV	91-700 809-15	II/1						
91-700 335-15	I	91-700 809-15	II/2						
+91-700 335-15	VIII	91-700 809-15	III						
91-700 336-15	I	91-700 809-15	IV						
91-700 336-15	III	91-700 926-15	II/3						
91-700 336-35	III	91-700 926-15	IV						
91-700 352-15	II/3	91-700 964-15	II/3						
91-700 353-15	II/3	91-700 973-25	III						
91-700 364-15	II/3	91-700 987-15	IV						
+91-700 364-15	VIII	91-700 988-15	IV						
91-700 364-45	III	91-700 989-45	III						
91-700 366-25	III	+91-701 051-15	VIII						
91-700 388-15	I	91-701 154-15	II/3						
91-700 388-15	II/2	91-701 199-15	II/3						
91-700 510-15	II/1	91-701 216-15	II/3						
91-700 510-15	II/2	91-701 240-35	VI/2						
91-700 510-15	VII/1	91-701 319-35	VII/1						
91-700 545-15	II/3	91-701 513-25	III						
91-700 565-15	VII/1	91-701 515-15	II/2						
91-700 646-45	III	91-701 515-15	II/3						